



**MITSUBISHI
MOTORS**



**OUTLANDER
PHEV**

IT'S THE LITTLE THINGS THAT OPEN YOUR
EYES TO THE BIG PICTURE.

NOW MORE THAN EVER, EVERYTHING'S
CHANGED.

NO LONGER JUST YOU TO THINK ABOUT.

NOW THERE'S A WHOLE NEW WORLD OF
RESPONSIBILITIES, AND A NEW GENERATION
OF KIWI KIDS TO RAISE RIGHT.

EACH DAY YOU FIND THE BALANCE BETWEEN
LEADING THE WAY OR JUST QUIETLY
HANGING BACK.

TODAY IS ONE OF THOSE DAYS.
LEAD THE WAY.

MAKE A CHANGE FOR THE NEXT
GENERATION, THE NEXT GENERATION
OUTLANDER PHEV.



Next Generation Outlander PHEV.



» MODEL SHOWN OUTLANDER PHEV VRX in White Diamond.

NEXT GENERATION OUTLANDER PHEV.



» MODEL SHOWN OUTLANDER PHEV VRX in White Diamond.

» POWERHOUSE

Completely re-imagined, New Zealand's leading PHEV now takes on more charge for greater range and performance. Chargeable at home off a standard 3-pin plug or fast charge in the city. With up to 84km EV range*, it's the most capable Outlander PHEV yet.

» TECHNICALLY SPEAKING

All-new design and intuitive needs-based technology will have you wondering how you ever did without it.

New levels of driver control through advanced safety aids and clearer real-time communication have created a safer and more enjoyable SUV.

» VISUAL MASTERPIECE

Whichever way you look at New Zealand's iconic family SUV, you'll be impressed with what you see.

The design evolution has given the vehicle a powerful new stance with aesthetically-pleasing new improvements inside and out.

Look closely and you'll see the signature PHEV badge that identifies it as something very special.



*Fuel economy and range figures are based on the ADR 81/02 test for combined urban/extra urban driving. Fuel economy & CO₂ figures are calculated to WLTC-3P. Please note that actual on-road fuel consumption will vary depending on traffic conditions, vehicle load and individual driving styles.

Good for the family.

THE STRIKING NEW OUTLANDER PHEV DELIVERS NEW LEVELS OF COMFORT AND SAFETY FOR THE WHOLE FAMILY.

Whichever way you look at New Zealand's favorite family SUV, you'll be impressed with what you see. Every part of the vehicle has been re-imagined with the needs of Kiwi families in mind. Next level refinements have made **Outlander PHEV** even safer and more capable.

Mitsubishi engineers set the bar even higher for this next generation **Outlander PHEV**, delivering increased range and performance. With its twin synchronous electric motors extending the pure EV range up to 84km*, most daily running around or family trips out for brunch can be achieved without burning a drop of fuel. Longer distance road trips can also be enjoyed without range anxiety.

A new design philosophy has produced a stunning evolution of the iconic **Outlander PHEV**. Bold new styling from the all-new grille and light cluster to the wider more muscular body shape give the vehicle a powerful sure-footed stance.

*Fuel economy and range figures are based on the ADR 81/02 test for combined urban/extra urban driving. Fuel economy & CO₂ figures are calculated to WLT-3P. Please note that actual on-road fuel consumption will vary depending on traffic conditions, vehicle load and individual driving styles.



» MODEL SHOWN Outlander VRX in White Diamond.



20-inch machine-finished alloy wheels** mated to Mitsubishi's proven Super-All Wheel Control system ensure a safer and more comfortable ride for the whole family.

**Available on XLS & VRX models.

Relax, you've got this.



The minute you start the car, a full suite of driver aids and safety features surround and protect you.

New levels of comfort and thoughtful tech innovations will soon have you wondering how you ever did without them.

Push the start button, and in that moment, you become the centre of attention. All you'll hear is silence as the twin electric motors wake a galaxy of technology that instantly link together to take care of you.

Place your smartphone in the centre console dock and it begins charging automatically.* Apple Carplay wirelessly mirrors your iPhone to the Smartphone Link Display Audio system presented on the centrally mounted 9-inch infotainment screen.

We know you're going to enjoy this drive. So, place that coffee in a cup holder, ask Siri to phone a friend and get out there.

*Available on XLS & VRX models.



» MODEL SHOWN OUTLANDER PHEV VRX in White Diamond.



» MODEL SHOWN OUTLANDER PHEV VRX with light grey interior.

Your happy place.

CREATED TO DELIVER EXCEPTIONAL LEVELS OF COMFORT AND SAFETY TO EVERY MEMBER OF THE FAMILY, THERE IS NOTHING LIKE THE NEXT GENERATION OUTLANDER PHEV.




» CONCERT HALL SOUND
A premium 9-speaker Bose® Audio sound system is integrated into the Outlander PHEV VRX.

The open and spacious cabin invites you in, while the new slimline dash housing the 9-inch infotainment screen presents a clean uncluttered cockpit. Above you, the panoramic powered sunroof* fills the cabin with natural light.

Aesthetics have been a major focus with this redesign.

Beautiful on-trend materials and textures have been applied to the controls and driver touch points. The VRX model offers a choice of interiors in either black or light grey, with exquisitely quilted leather-appointed seats and door trims.



» HOW COOL
Set into both rear doors on the VRX you'll find integrated pull-up sunshades to keep the hot sun off the tamariki.



» YOUR CHOICE OF INTERIORS
VRX models are offered with either light grey or black quilted stitched interiors.

The new wider body allows more space for both front and rear passengers. The centre console is wider too, offering up the gear shift and 7-option drive mode selector, along with a wireless charging dock* for your smartphone. As soon as you start the vehicle, your iPhone begins to charge and seamlessly connects to the smartphone link display audio system with wireless Apple CarPlay for your apps, communication, navigation and audio.

An acoustically adjustable premium 9-speaker Bose® Audio sound system** is integrated into the vehicle, offering a concert hall listening experience for the whole family.

An emphasis on new levels of passenger comfort delivers 8-way power-adjustable front seats with heated front* and 2nd row seats**.

Keeping the hot sun off the tamariki in the back has been taken care of as well with integrated pull-up sunshades** set into the rear doors.

*Available on XLS & VRX models.
**Available on VRX model.

Sshhhhhh.



Business class.

LIKE YOU, THE ALL-NEW NEXT GENERATION OUTLANDER PHEV IS AN ACCOMPLISHED MULTI-TASKER.

» MODEL SHOWN OUTLANDER PHEV VRX in White Diamond.

» PORTABLE POWER (RIGHT)
On the VRX model there are two 1,500 watt power outlets (220-240V) which can be used to run standard appliances or as your families' back-up emergency power supply.

» COMFORT AND STYLE (FAR RIGHT)
Premium stitched quilted leather-appointed seats and door cards.



Getting the kids off to school is the first task of the day, then you've just enough time to grab a coffee and get set up for that first meeting.

Calm and collected and ready for the day's tasks, the Next Generation **Outlander PHEV** morphs effortlessly from a 7-seat[†] school bus into your mobile office. With on-trend looks and an interior as good as any presentation space, the **Outlander PHEV** understands a thing or two about what makes your day run that little bit smoother. Inside you'll find innovative new features like the dedicated dock space that wirelessly charges your smartphone* and the revolutionary 3-pin power points that allow you to run any standard appliance from a printer to a laptop.

[†] 7 seats available on XLS and VRX models.
*Available on XLS & VRX models.
**Available on VRX model.



» POWERED TAILGATE
The power-operated tailgate** opens and closes with the push of a button.

The quiet life.

JUST THE THING FOR A QUIET
NIGHT OUT.



At the heart of the **Outlander PHEV** energy system is technology that seamlessly merges the silent twin electric motors with the 2.4 litre MIVEC petrol engine. Directly in front of you the 12.3-inch Digital Driver Display screen will show you the car's energy flow and drive modes.

You can use the information on the screen to monitor the vehicle's efficiency and performance, choosing to run in the mode you want. Select the EV mode to prioritise electric running or choose to engage the 2.4 litre MIVEC petrol engine to save or charge the battery.

Chargeable at home off a normal 3-pin power socket, or from one of the growing number of public EV charge stations. Charge up on one side, fuel up on the other.



» MODEL SHOWN OUTLANDER PHEV VRX in White Diamond.



» WHEREVER THE MODE TAKES YOU
A selection of EV drive modes is at your fingertips.

» FULLY CHARGED (LEFT)
Charge at home or at any of the growing number of public EV charge stations.



» MODEL SHOWN OUTLANDER PHEV VRX with light grey interior.

- » EYES FRONT (RIGHT)
You're looking at a safety game-changer and also your speed projected onto the windscreen directly in front of you.*
- » COMMAND & CONTROL (FAR RIGHT)
All your apps, communication, navigation and audio are here on the 9-inch dash mounted screen.



*Available on VRX model.



A safer, more comfortable drive.

YOU'LL FIND A FULL SUITE OF DRIVER COMFORT & DRIVER ASSIST SYSTEMS IN YOUR NEW OUTLANDER PHEV.


On any day in New Zealand you're likely to encounter a diversity of road surfaces. The centrally mounted drive mode selector allows you to scroll through different road surfaces to select the correct one, ensuring better safety and handling. Your selection appears on the driver's display screen directly in front of you.

In addition, the ever-vigilant Super-All Wheel Control system makes sure you have optimum adhesion, whatever surface you're running on.

The game-changing head-up display* safety feature projects your speed, the speed limit and advanced safety information directly in your line of sight on the windscreen.

This means you needn't take your eyes off the road to check your speed.

All your apps, communication, navigation and audio are on the infotainment screen right at your fingertips, while you can comfortably alter the cabin light ambiance with the panoramic sunroof†.



» DRIVE MODE
A picture's worth a thousand words and communicates your drive mode quickly and clearly.

Roadie.

CAPABLE OF EMISSIONS-FREE CITY
COMMUTING AND LONG-DISTANCE
ROAD TRIPS, YOU'RE FREE TO ROAM.



» MODEL SHOWN OUTLANDER PHEV VRX in White Diamond.

Space & grace.

Packing the car for a day out with the kids means you sure need a lot of space to stow things. The new **Outlander PHEV** has that sorted too, with several split seat options and even a third row of seats that fold up from the floor should you need 7 seats.*

There are 4 drink bottle holders, 6 cup holders and even a space to stow your sunglasses.

The bold new grille features a split headlight design, setting razor-thin LED daytime running lights high on the bonnet line. Here you'll also notice the golden sequential turn indicators. The 3-zone light cluster below contains the high and low-beam driving lights with LED fog lights below.*

Machine-finished 20-inch alloys* complete the bold new look.



» MODEL SHOWN OUTLANDER PHEV VRX in White Diamond.



» LIGHT THE WAY (FAR LEFT)
The striking new Outlander PHEV grille features LED daytime running lights and golden sequential indicator** lights integrated into the bonnet line. Beneath them, high and low-beam headlights and LED fog lights* glisten like cut crystal.

» SAFETY & BEAUTY (LEFT).
Stylish 20-inch machine-finished alloy wheels* grip the road providing constant feedback to the Super-All Wheel Control system.

*Available on XLS & VRX models.
**Available on VRX model.

At your service.

THE NEXT GENERATION OUTLANDER PHEV DELIVERS
EXCEPTIONAL VALUE FOR KIWI FAMILIES.

Not only is the vehicle more accommodating and more capable, it now delivers more safety features than ever before. Next level refinements and design upgrades, new high-quality materials, new seating, climate control, entertainment and storage make the **Outlander PHEV** an even better match for you and your family.

New driver aids and safety technology like Head-Up Display*, Traffic Sign Recognition, Rear Cross Traffic Alert and Driver Attention Alert complement features like Forward

Collision Mitigation, Lane Departure Warning, Blind Spot Warning, Adaptive Cruise Control, Parking Sensors and Rearview Camera that we've all come to rely on. All this in a vehicle that can take you and your family on your daily commute without using a drop of petrol and yet still take you out to the countryside on those long-distance road trips.

The Next Generation **Outlander PHEV**. It really is our most accomplished PHEV yet.

*Available on VRX model.



» MODEL SHOWN OUTLANDER PHEV VRX in White Diamond.





» MODEL SHOWN OUTLANDER PHEV VRX in White Diamond.


Detailing.




» CARDRONA




» STERLING SILVER




» TITANIUM




» AMETHYST BLACK



» DEEP BRONZE



» ATLANTIC BLUE




» RED DIAMOND



» WHITE DIAMOND*

*Only available on VRX.



» BLACK DIAMOND*

*Only available on VRX.

Specifications.

LS		XLS		VRX	
GENERAL					
BODY TYPE		5 Door Wagon			
SEATING CAPACITY		5 Seats		7 Seats	
ENGINE					
ENGINE		2.4L			
MAX POWER		98 kW @ 5,000 RPM			
MAX TORQUE		195 Nm @ 4,300 RPM			
ELECTRIC MOTORS		2x Permanent Magnet Synchronous			
MAX POWER FRONT / REAR		85 kW / 100 kW			
MAX TORQUE FRONT / REAR		255 Nm / 195 Nm			
ALL ELECTRIC RANGE*		Up to 84KM			
FUEL CONSUMPTION (COMBINED)*		1.6L / 100KM			
CO ₂ *		38 G / KM			
FUEL & BATTERY SYSTEM					
FUEL TANK SIZE / TYPE		56L / 91 Unleaded			
BATTERY TYPE / VOLTAGE / RATED CAPACITY		Lithium-ion Battery / 350 V / 20 kWh			
CHARGING CABLES		Mode 2 – Type 2 Cable with CCID Protector with 10 Amp Plug, Mode 3 – Type 2 to Type 2 Cable			
CHARGING		AC (Type 2) Charging with DC Fast Charging Capability (CHADeMO)			
EV MODES		Normal, EV Priority, Charge & Save			
TRANSMISSION & DRIVE SYSTEM					
TRANSAXLE TYPE		Twin-Motor 4WD with Optional Petrol Engine Engagement (Parallel Hybrid Mode / Series Hybrid Mode / EV Mode)			
AWD SYSTEM		Super All Wheel Control (S-AWC)			
DRIVE MODE SELECTOR		Power, Eco, Normal, Tarmac, Gravel, Snow & Mud			
REGENERATIVE BRAKING MODE – GEAR LEVER & PADDLE-SHIFT ACTIVATED		■	■	■	
SUSPENSION, STEERING, BRAKES & WHEELS					
SUSPENSION FRONT / REAR		Macpherson Strut with Coil Spring & Stabiliser / Multi-link & Stabiliser			
STEERING TYPE		Electric Power Steering			
FRONT - 350 MM VENTILATED 2 POT DISCS, REAR - 330 MM DISCS		■	■	■	
235/60 R18 TYRE & 18-INCH ALLOY WHEEL SILVER PAINTED		■			
255/45 R20 TYRE & 20-INCH ALLOY WHEEL MACHINE-FINISHED TWO TONE			■	■	
TYRE REPAIR KIT		■	■	■	
DRIVETRAIN & CHASSIS					
ACTIVE STABILITY CONTROL & TRACTION CONTROL		■	■	■	
ACTIVE YAW CONTROL		■	■	■	
ANTI-LOCK BRAKING SYSTEM WITH ELECTRONIC BRAKE FORCE DISTRIBUTION		■	■	■	
HILL START ASSIST & BRAKE ASSIST		■	■	■	
EXTERIOR					
FRONT/REAR BUMPER LOWER GARNISH	BODY COLOURED			■	
	MATERIAL BLACK	■	■		
SKID PLATE (FRONT/REAR)	SILVER PAINT		■	■	
	MATERIAL BLACK	■			
DOOR GARNISH	BODY COLOURED			■	
	MATERIAL BLACK	■	■		
SIDE WINDOW BELT LINE MOLDING	CHROME	■	■	■	
BLACK PILLARS	PAINTED A,B, C & D PILLARS			■	
	PAINTED A & D PILLARS	■	■		
DOOR MIRROR WITH SIDE TURN LAMP & HEATING FUNCTION & POWER-FOLDING FUNCTION (BODY COLOURED)		■	■	■	

*Fuel economy and range figures are based on the ADR 81/02 test for combined urban/extra urban driving. Fuel economy & CO₂ figures are calculated to WLTC-3P. Please note that actual on-road fuel consumption will vary depending on traffic conditions, vehicle load and individual driving styles.

LS		XLS	VRX
EXTERIOR CONT.			
DOOR MIRROR REVERSE AUTO TILT AND MEMORY FUNCTION			■
ROOF RAIL (SILVER)	■	■	■
SHARK-FIN ANTENNA	■	■	■
ROOF SPOILER (WITH LED HIGH-MOUNT STOP LIGHT)	■	■	■
POWER PANORAMIC SUNROOF			■
POWER REMOTE LIFTGATE			■
INTERIOR			
4-SPOKE TYPE STEERING WHEEL & SHIFT KNOB WITH SILVER ACCENT	URETHANE	■	
	LEATHER-WRAPPED		■
SHIFT PANEL	PAINTED (PIANO BLACK)	■	■
	ALUMINIUM		■
TILT AND TELESCOPIC STEERING WHEEL WITH CRUISE CONTROL, SPEED LIMITER, HANDS-FREE, AUDIO, INFORMATION AND VOICE CONTROL BUTTONS	■	■	■
ELECTRIC PARKING BRAKE WITH BRAKE AUTO HOLD	■	■	■
SEAT MATERIAL	HIGH-GRADE CLOTH WITH STITCH	■	
	SYNTHETIC LEATHER	■	
	LEATHER-TRIMMED		■
POWER ADJUSTABLE SEAT	DRIVER (8-WAY)	■	
	DRIVER (8-WAY) WITH MEMORY FUNCTION		■
	PASSENGER (8-WAY) WITH MEMORY FUNCTION		■
POWER LUMBAR SUPPORT	DRIVER SEAT	■	■
	FRONT PASSENGER SEAT		■
2ND ROW SEATBACK FOLDING FUNCTION WITH ONE-TOUCH FOLDING LEVER (40:20:40 SPLIT TYPE)	■	■	■
2ND ROW ADJUSTABLE SEAT	RECLINE	■	
	RECLINE & SLIDE WITH WALK-IN SYSTEM	■	■
3RD ROW SEATBACK FOLDING FUNCTION WITH RECLINE ADJUSTMENT (BENCH TYPE)		■	■
FRONT HEATED SEATS		■	■
2ND ROW HEATED SEATS			■
CENTRAL DOOR LOCKING SYSTEM	■	■	■
LED INTERIOR ILLUMINATION (FRONT DOOR HANDLE)			■
KEYLESS OPERATION SYSTEM (TRANSMITTER X 2) WITH PUSH BUTTON START	■	■	■
SMARTPHONE WIRELESS CHARGING		■	■
USB PORT	X2 FRONT CONSOLE (TYPE A&C)	■	■
	X2 REAR CONSOLE (TYPE A&C) CHARGING ONLY		■
POWER OUTLET (1,500W)	REAR OF CENTRE CONSOLE		■
	CARGO ROOM		■
PULL-UP TYPE SUNSHADE (2ND ROW SEAT)			■
TRI-ZONE AUTOMATIC CLIMATE CONTROL		■	■
DUAL-ZONE AUTOMATIC CLIMATE CONTROL	■		
SAFETY & SECURITY			
ANTI-THEFT ENGINE IMMOBILISER / SECURITY ALARM	■	■	■
DRIVER, PASSENGER, FRONT SEAT-MOUNTED SIDE, SIDE CURTAIN, DRIVER KNEE, FRONT SEAT-MOUNTED CENTRE SRS AIRBAG	■	■	■
FRONT 3-POINT SEATBELT WITH EMERGENCY LOCKING RETRACTOR (ELR) (WITH FORCE LIMITER & PRETENSIONER)	■	■	■
REAR SEAT 3-POINT SEATBELT WITH EMERGENCY LOCKING RETRACTOR (ELR) (WITH FORCE LIMITER & PRETENSIONER*) *2ND ROW CENTRE SEAT IS NOT INCLUDED	■	■	■
SEATBELT REMINDER - ALL SEATS	■	■	■
LOWER ANCHOR AND TETHER ANCHOR FOR ISO-FIX CHILD SEAT (FOR 2ND ROW SEAT X2)	■	■	■
HILL DESCENT CONTROL	■	■	■
ADAPTIVE CRUISE CONTROL	■	■	■
TRAFFIC SIGN RECOGNITION SYSTEM	■	■	■

LS		XLS		VRX	
SAFETY & SECURITY CONT.					
FORWARD COLLISION MITIGATION (WITH PEDESTRIAN / CYCLIST DETECTION & JUNCTION ASSIST)	■	■	■	■	■
LANE DEPARTURE WARNING	■	■	■	■	■
LANE DEPARTURE PREVENTION	■	■	■	■	■
EMERGENCY LANE ASSIST	■	■	■	■	■
REAR CROSS TRAFFIC ALERT	■	■	■	■	■
REARVIEW CAMERA	■	■	■		
MULTI AROUND VIEW MONITOR WITH MOVING OBJECT DETECTION				■	
BLIND SPOT WARNING WITH LANE CHANGE ASSIST	■	■	■	■	■
ACTIVE BLIND SPOT ASSIST	■	■	■	■	■
REAR AUTOMATIC EMERGENCY BRAKING	■	■	■	■	■
DRIVER ATTENTION ALERT	■	■	■	■	■
TRAILER STABILITY ASSIST	■	■	■	■	■
PARKING SENSORS (FRONT & REAR)	■	■	■	■	■
REAR SEAT ALERT	■	■	■	■	■
PEDESTRIAN APPROACH WARNING SYSTEM	■	■	■	■	■
STOP LAMP ACTIVATION IN HIGH REGENERATIVE BRAKING MODE	■	■	■	■	■
AUDIO / VISUAL & NAVIGATION					
12.3-INCH FULL DIGITAL DRIVER DISPLAY	■	■	■	■	■
10.8-INCH HEAD-UP DISPLAY (WINDSHIELD TYPE)				■	
9-INCH SMARTPHONE-LINK DISPLAY AUDIO (SDA) NAVIGATION SYSTEM, AM/FM, USB/BLEUTOOTH™ MUSIC PLAYER, USB PORT (FRONT CONSOLE, TYPE A&C)	■	■	■	■	■
ANDROID AUTO & WIRELESS APPLE CARPLAY	■	■	■	■	■
BOSE® PREMIUM SOUND SYSTEM WITH 9 SPEAKERS				■	
6 SPEAKERS	■	■	■		
BLEUTOOTH™ HANDS-FREE SYSTEM WITH VOICE CONTROL	■	■	■	■	■
LIGHTING & VISIBILITY					
3 LED LOW AND HIGH-BEAM HEADLIGHTS WITH MANUAL LEVELLING	■	■	■		
ADAPTIVE LED HEADLIGHTS WITH AUTO LEVELING				■	
AUTOMATIC HIGH BEAM	■	■	■		
AUTOMATIC DUSK-SENSING HEADLIGHTS	■	■	■	■	■
LED FRONT FOG LIGHTS		■	■	■	■
LED DAYTIME RUNNING LIGHTS	■	■	■	■	■
FRONT SEQUENTIAL TURN INDICATORS				■	
FRONT RAIN-SENSING WIPERS		■		■	
DIMENSIONS / WEIGHTS					
OVERALL LENGTH / WIDTH / HEIGHT	4,710 / 1,862 / 1,740 mm		4,710 / 1,862 / 1,745 mm		
WHEELBASE	2,706 mm				
TRACK FRONT / REAR	1,593 / 1,602 mm				
GROUND CLEARANCE	199 mm		203 mm		
TURNING CIRCLE	11 m				
KERB WEIGHT	2,015 kg		2,065 kg		2,110 kg
GROSS VEHICLE WEIGHT / GROSS COMBINATION WEIGHT	2,650 / 4,250 kg		2,750 / 4,350 kg		
TOWING BRAKED / UNBRAKED	1,600 / 750 kg				
CARGO ROOM WIDTH / CARGO ROOM HEIGHT	1,300 / 870 mm (SAE)			1,230 / 870 mm (SAE)	
CARGO ROOM WIDTH BETWEEN ARCHES	1,070 mm (SAE)				
CARGO CAPACITY (2ND ROW SEAT UP) - TO SEAT BACK / TO HEADLINING	472 / 645 L (VDA)		469 / 642 L (VDA)		464 / 634 L (VDA)
CARGO CAPACITY (2ND ROW SEAT FOLDED FLAT) - TO SEAT BACK / TO HEADLINING	780 / 1,392 L (VDA)		766 / 1,378 L (VDA)		761 / 1,373 L (VDA)
CARGO ROOM LENGTH (2ND ROW UP)	941 mm		974 mm		
MAX CARGO ROOM LENGTH (2ND & 3RD ROW SEATS DOWN)	1,717 mm (SAE)				

While we have made every effort to ensure that the specifications are correct at the time of printing, Mitsubishi product is constantly developing. We reserve the right to change the specifications, colours and prices of models and items within this brochure. For current specifications always contact your Mitsubishi dealer.



A VERY WELL MADE WARRANTY

There's no better protection for your new Mitsubishi than our **Diamond Advantage Warranty**. Whichever Mitsubishi* you see yourself in, wherever the road takes you, you'll be thoroughly covered from bumper to bumper.

Our **Diamond Advantage Warranty** comprises a **10 year / 160,000 km powertrain warranty** that covers everything from engine to axle; a **5 year / 130,000 km new vehicle warranty**; and **5 years' Premium Roadside Assist**, which looks after you if the unexpected should happen. It's the warranty designed for complete peace of mind.

The Outlander PHEV battery is covered by an 8 year/160,000km warranty, which is very reassuring protection for one of the vehicle's main components.

Visit **mmnz.co.nz** for terms and conditions