



**MITSUBISHI
MOTORS**

TRITON

Unleash the beast.

SOME DAYS YOU JUST HAVE TO DOWN TOOLS,
GEAR UP AND GET OUT THERE.

FORGET THE WEATHER, THIS IS NEW ZEALAND.
ANY MUD YOU ENCOUNTER WILL BE WORN
WITH PRIDE.

ANYWAY, NEW TRITON WAS BRED TO HANDLE
MOTHER NATURE'S MEANEST MOODS.

IT'S PERFECTLY ADAPTED FOR THE WILD.

WITH ADVANCED SAFETY FEATURES, IT WATCHES
OTHER VEHICLES LIKE A HAWK.

THE MUSCULAR FRONT END IS PERMANENTLY
SET IN BEAST MODE.

AROUND HERE, IT'S THE ONLY WAY TO GO.





***Triton.
Work hard,
play harder.***

TRITON



» MODEL SHOWN Triton VRX in Graphite Grey.

» POWER ON

The heart of the beast is a powerful turbo diesel. You can tow, go bush and tackle any job no sweat.

» THE RIGHT SAFETY GEAR

New **Triton** takes you anywhere and it's got you covered in all conditions, with advanced, intelligent safety systems that easily earn 5 stars.

» NO ROAD NECESSARY

Where many utes stop short, New **Triton** keeps going. There's super-low range that lets you crawl like a tractor and a 4WD high range you can even use on the highway. It's all backed by New Zealand's best Powertrain Warranty.


» BUILT TO WORK, AND UNWIND

From tray configurations to turning circle, **Triton** is designed with hard work in mind. It's also very well-appointed and a welcome comfort at the end of a long day.

4WD you can count on

THE RIGHT 4WD SYSTEM CAN BE A REAL LIFE SAVER. NEW TRITON USES THE BEST SYSTEM WE'VE EVER BUILT, AND THAT'S SAYING SOMETHING.

If building world-beating 4-wheel drives for the Dakar Rally taught us anything, it's that you need to over-engineer. You need to be prepared for conditions you've never encountered before. With *Triton*, you will be.



On **4WD VRX**, the Super Select 4WD system gives you easy access to the settings you need. The centre diff lock gives you a 50/50 torque split for maximum traction.

You will appreciate *Triton's* ability to use 4WD high range on the open road. You can even switch it on at speeds of up to 100km/h. Try that in another vehicle and you could kiss goodbye to your diff and your warranty.

With Off Road Mode on Super Select just dial in Gravel, Sand, Mud/Snow or Rock and crawl up, or straight through whatever's in the way. Steep downhills are safely controlled with Hill Descent.

4WD GLX and **GLX-R** use Easy Select, which lets you move between 2WD and 4WD settings on the move.

You might not need to take a full crew and a big load up a seemingly unscalable slope. But you can.



» MODEL SHOWN Triton VRX in Sunflare Orange.



THE BEST WARRANTY ON, OR OFF-ROAD.

It's a testament to *Triton's* construction that it's covered by New Zealand's best Powertrain Warranty. The entire drivetrain is covered for 10 years / 160,000 km, with a 5 year / 130,000 km new vehicle warranty and 5 years Premium Roadside Assist. It's got your back wherever you go, which could be a lot of places.

Boldly tow

OUTPUT IS A MAJOR FACTOR IN CHOOSING THE RIGHT UTE. ON NEW TRITON, POWER AND TORQUE ARE AS HIGH AS YOU'LL NEED, WHICH YOU'LL APPRECIATE WHEN YOU'VE GOT A BIG LOAD ON THE TOW BALL.

You could choose a thumping big engine with a fuel bill to match, or take a smarter, more athletic approach to power. **Triton** uses an all-alloy, intercooled, Direct Injection Diesel with such a high output you'd be surprised to know it's a 2.4L 4-cylinder. You'll have 135kW of power and a huge 437Nm of very useable torque at your command. The other important number is the 3.5 tonne braked towing capacity on 4WD Double Cab models*. Trailer Stability Assist keeps any size load in line.

The efficiency is just as impressive.

Triton returns first-rate economy figures between 7.7L and 8.6L per 100km across the range.

The other big consideration is the transmission. The 6-speed automatic incorporates Sports Mode that lets you drive it like a manual, with near-instantaneous shifts. The 6-speed manual gives you absolute connection to the vehicle and whatever surface you're driving on.



*3.5t towing capacity applies to Double Cab 4WD models only. It is only possible with a 3 axle braked trailer, towball vertical load of no greater than 4% and an approved MMNZ towbar

» MODEL SHOWN Triton VRX in Sunflare Orange.

Adventure in comfort.

YOUR TRITON CAN HANDLE ANYTHING THE WORK DAY DEMANDS. WHEN THE DAY'S DONE, IT LETS YOU GET AWAY FROM IT ALL IN TOTAL COMFORT.



» MODEL SHOWN Triton VRX

New **Triton** is very adaptable. You can choose the best configuration of tray and cab for whatever you need to do. Both chassis and wellside models give you a big carrying area and capacity. On Club Cab models, rear-opening doors make it easy for occupants to get out with their gear.

Another area where **Triton** really delivers is comfort. All models feature well-sprung, supportive front bucket seats.

The driver has fingertip control of the audio system, cruise control and handsfree Bluetooth™ from the steering wheel. Wellside models feature Smartphone Link Display Audio (SDA). Whether you're on Android or Apple, the SDA System makes total connectivity effortless. Simply plug your phone in and use voice commands to activate music, send messages, make phone calls and access maps from your phone.

All wellside models have a reversing camera – a real help with hooking up a trailer or parking in a tight spot, which is no sweat with the 11.8 metre turning circle.

Chilly mornings and baking hot summers are dealt with by the dual-zone climate control and heated front seats on VRX. There's no more fishing around for keys, thanks to keyless entry and push-button start on VRX.



» SMARTPHONE LINK DISPLAY AUDIO
Make calls, send messages, use maps, play music and more from your smartphone. Smartphone Link Display Audio available on wellside models.

Safety, tick

THERE ARE MANY PLACES TRITON CAN TAKE YOU TO. WHEREVER YOU GO, YOUR SAFETY IS WELL AND TRULY TAKEN CARE OF.

Hard work aside, the other job New **Triton** is designed for is to protect its occupants.

The chassis is very rigid so it absorbs energy better and improves handling.

The latest intelligent safety features make New **Triton** even safer. On selected models Lane Departure Warning and Blind Spot Warning monitor safety to the side, while Forward Collision Mitigation reacts to the vehicle in front.

To keep you safer when you're reversing, selected models also offer Rear Cross Traffic Alert, which warns you of vehicles approaching from either side with audio and visual alerts, and Multi Around View Monitor that gives you a bird's eye view of what's around the vehicle.

Within the body, there are 7 airbags and pre-tensioning front seat belts. Even your trailer is safe, with Trailer Stability Assist on all models.




» [LEFT] DAYTIME RUNNING LIGHTS
Better visibility and smart looks from daytime running lights on all models (LEDs on VRX).

» [BELOW] RAIN-SENSING WIPERS
The moment the rain falls, your wipers activate automatically on selected models.



All loaded up

NEW TRITON HAS ALL THE GEAR YOU NEED FOR ANY SITUATION.



» [ABOVE LEFT KEY FOB] Central locking and immobiliser keep you on the safe side.

» [ABOVE] BIRD'S EYE VIEW
The Multi-Around View Monitor on VRX clearly shows all obstacles around the vehicle.

» [LEFT] LEATHER SEATS
VRX is as comfortable as it gets with smart leather seats, the driver's and front passenger's are even heated.

» [BOTTOM LEFT] ONE-TOUCH START
Just press the button to start up and go on VRX.

Detailing

Add extra features to personalise your New Triton



» 18" ALLOY WHEELS



» WEATHERSHIELD



» FRONT PROTECTION BAR



» FRONT BUMPER UNDER GARNISH



» HOOD PROTECTOR



» HEADLAMP PROTECTOR



» DECK LINER



» SNORKEL




» NUDGE BAR



» MODEL SHOWN Triton VRX in Sunflare Orange.


Colours




» SUNFLARE ORANGE



» STERLING SILVER



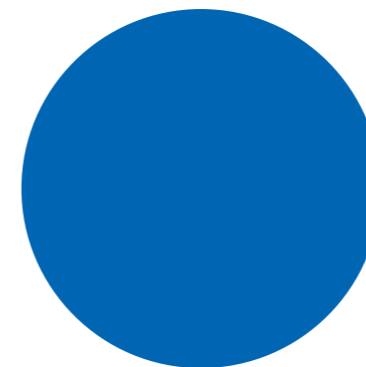
» PITCH BLACK




» INFERNO



» CARDRONA



» IMPULSE BLUE



» GRAPHITE GREY

*Accessories shown on overseas model

Triton Single Cab



2WD GLX AUTO CHASSIS

- + 6-Speed Automatic with Sports Mode
- + 2.4L MIVEC Intercooled Turbo Diesel Engine
- + Daytime Running Lights
- + Air Conditioning
- + 7 Airbags, ABS, EBD, ASC + ATC
- + Handsfree Bluetooth™ & Cruise Control
- + 6" Touchscreen Audio with USB Port
- + Keyless Entry
- + 16" Steel Wheels
- + Payload – 1,140kg
- + Braked Towing Capacity 2,500kg
- + 8.3 L/100km Fuel Economy



4WD GLX AUTO CHASSIS

- + 6-Speed Automatic with Sports Mode
- + 2.4L MIVEC Intercooled Turbo Diesel Engine
- + 7 Airbags, ABS, EBD, ASC + ATC
- + Handsfree Bluetooth™ & Cruise Control
- + Daytime Running Lights
- + Air Conditioning
- + Keyless Entry
- + 6" Touchscreen Audio with USB Port
- + Easy Select 4WD System
- + 17" Steel Wheels
- + Payload – 1,190kg
- + Braked Towing Capacity 3,000kg
- + 8.6 L/100km Fuel Economy

Triton Club Cab



4WD GLX MANUAL / AUTO CHASSIS

- + Easy Select 4WD System
- + 6-Speed Manual / 6-Speed Automatic with Sports Mode
- + 2.4L MIVEC Intercooled Turbo Diesel Engine
- + 7 Airbags, ABS, EBD, ASC + ATC
- + Keyless Entry
- + Handsfree Bluetooth™ & Cruise Control
- + Air Conditioning
- + Payload – 1,140kg / 1,135kg
- + 16" Alloy Wheels
- + 245/70R16 All-Terrain Tyres
- + Daytime Running Lights
- + 6" Touchscreen Audio with USB Port
- + Braked Towing Capacity 3,000kg
- + 7.9 L/100km – 8.6 L/100km Fuel Economy

4WD GLX AUTO WELLSIDE

- + Easy Select 4WD System
- + 6 Speed Automatic with Sports Mode
- + 2.4L MIVEC Intercooled Turbo Diesel Engine
- + Forward Collision Mitigation & Lane Departure Warning
- + 7" Touch Screen Smartphone Link Display (SDA) system
- + Reversing Camera
- + 7 Airbags, ABS, EBD, ASC + ATC
- + Handsfree Bluetooth™ & Cruise Control
- + Automatic Climate Control
- + Payload – 985kg
- + Daytime Running Lights
- + Rear Diff Lock
- + Dusk Sensing Headlights & Rain Sensing Wipers
- + 16" Alloys
- + 245/70R16 All-Terrain Tyres
- + Braked Towing Capacity 3,000kg
- + 8.6 L/100km Fuel Economy



Triton Double Cab



2WD GLX-R MANUAL / AUTO WELLSIDE

- + 6-Speed Manual / 6-Speed Automatic with Sports Mode
- + 2.4L MIVEC Intercooled Turbo Diesel Engine
- + Forward Collision Mitigation & Lane Departure Warning (Automatic model only)
- + Daytime Running Lights
- + 7" Touch Screen Smartphone Link Display Audio (SDA) System
- + Reversing Camera
- + 18" Alloys
- + 7 airbags, ABS, EBD, ASC + ATC
- + Privacy Glass
- + Carpet
- + Alloy Side Step
- + Automatic Climate Control
- + Dusk Sensing Headlights & Rain Sensing Wipers (automatic model only)
- + Fog lamps
- + Payload – 940kg
- + Braked Towing Capacity 3,000kg
- + 7.7 L/100km – 8.4 L/100km Fuel Economy



2WD VRX AUTO WELLSIDE

- + 2.4L MIVEC Intercooled Turbo Diesel Engine
- + 6-Speed Automatic with Sports Mode & Paddle-Shift
- + Forward Collision Mitigation, Lane Departure Warning, Blind Spot Warning & Rear Cross Traffic Alert
- + 360° Multi Around View Monitor
- + Leather-Faced Seats with Front Heated & Driver's Powered
- + LED Headlights & Daytime Running Lights with Front Fog Lamps
- + Keyless Operation System with One-Touch Push-Button Start
- + Dual-Zone Climate Control
- + Front and Rear Parking Sensors
- + Chrome Sports Bar
- + Payload – 930kg
- + Braked Towing Capacity 3,000kg
- + 8.4 L/100km Fuel Economy



4WD GLX MANUAL / AUTO CHASSIS

- + Easy Select 4WD System
- + 6-Speed Manual / 6-Speed Automatic with Sports Mode
- + 2.4L MIVEC Intercooled Turbo Diesel Engine
- + Rear Diff Lock
- + 6" Touchscreen with Audio & USB Port
- + 7 Airbags, ABS, EBD, ASC + ATC
- + Handsfree Bluetooth™ & Cruise Control
- + Keyless Entry
- + Air Conditioning
- + Payload – 1,135kg / 1,130kg
- + Daytime Running Lights
- + 16" Alloy Wheels
- + 245/70R16 All-Terrain Tyres
- + Braked Towing Capacity 3,500kg
- + 7.9 L/100km – 8.6 L/100km Fuel Economy



4WD GLX AUTO WELLSIDE

- + Easy Select 4WD System
- + 6-Speed Automatic with Sports Mode
- + 2.4L MIVEC Intercooled Turbo Diesel Engine
- + Forward Collision Mitigation & Lane Departure
- + 7" Touchscreen Smartphone Link Display Audio (SDA) System
- + Reversing Camera
- + 7 Airbags, ABS, EBD, ASC + ATC
- + Handsfree Bluetooth™ & Cruise Control
- + Automatic Climate Control
- + Payload – 960kg
- + Daytime Running Lights
- + Rear Diff Lock
- + Dusk Sensing Headlights & Rain Sensing Wipers
- + 16" Alloys
- + 245/70R16 All-Terrain Tyres
- + Braked Towing Capacity 3,500kg
- + 8.6 L/100km Fuel Economy



4WD GLX-R MANUAL / AUTO WELLSIDE

- + Easy Select 4WD System
- + 6-Speed Manual / 6-Speed Automatic with Sports Mode
- + 2.4L MIVEC Intercooled Turbo Diesel Engine
- + Forward Collision Mitigation & Lane Departure Warning
- + Daytime Running Lights
- + 7" Touch Screen Smartphone Link Display Audio (SDA) System
- + Reversing Camera
- + 18" Alloys
- + 7 airbags, ABS, EBD, ASC + ATC
- + Privacy Glass
- + Carpet
- + Alloy Side Step
- + Automatic Climate Control
- + Dusk Sensing Headlights & Rain Sensing Wipers
- + Fog lamps
- + Payload – 940kg / 935kg
- + Braked Towing Capacity 3,500kg
- + 7.9 L/100km – 8.6 L/100km Fuel Economy



4WD VRX AUTO WELLSIDE

- + 2.4L MIVEC Intercooled Turbo Diesel Engine
- + Super Select 4WD System with Off Road Mode & Hill Descent Control
- + 6-Speed Automatic with Sports Mode & Paddle-Shift
- + Forward Collision Mitigation, Lane Departure Warning, Blind Spot Warning & Rear Cross Traffic Alert
- + 360° Multi Around View Monitor
- + Leather-Faced Seats with Front Heated & Driver's Powered
- + LED Headlights & Daytime Running Lights with Front Fog Lamps
- + Keyless Operation System with One-Touch Push-Button Start
- + Dual-Zone Climate Control
- + Front and Rear Parking Sensors
- + Chrome Sports Bar
- + Payload – 905kg
- + Braked Towing Capacity 3,500kg
- + 8.6 L/100km Fuel Economy

Specifications

| | SINGLE CAB | |
|--|---|--------------|
| | GLX 2WD AUTO | GLX 4WD AUTO |
| TRAY STYLE | Chassis | |
| MODEL CODE | TN2GLX22 | TN6GLX22 |
| ENGINE | | |
| TYPE | 4N15 2.4L D4 MIVEC Intercooled Turbo Diesel | |
| DISPLACEMENT | 2,442cc | |
| MAX POWER | 135 kW @ 3,500 RPM | |
| MAX TORQUE | 437 Nm @ 2,500 RPM | |
| FUEL CONSUMPTION | 8.3 L/100 km | 8.6 L/100 km |
| CO ₂ | 216 g/km | 224 g/km |
| FUEL TANK | 75 L | |
| TRANSMISSION | | |
| TYPE | 6-Speed Auto with Sports Mode | |
| 4WD SYSTEM – DIAL UP | – | Easy Select |
| GEAR SHIFT LEVER | Urethane | |
| SAFETY | | |
| SAFETY RATING | 5 Star ANCAP | |
| AIRBAGS | Driver, Passenger, Side, Curtain & Driver's Knee (Front Passenger Airbag On / Off Switch) | |
| BRAKING SAFETY SYSTEM | ABS, EBD, ASC, ATC, Smartbrake, Brake Assist & Emergency Stop Signal | |
| ADJUSTABLE SPEED LIMITER | Yes | |
| TRAILER STABILITY ASSIST SYSTEM | Yes | |
| HILL START ASSIST SYSTEM | Yes | |
| IMMOBILISER | Yes | |
| PARKING SENSORS | – | |
| FORWARD COLLISION MITIGATION & LANE DEPARTURE WARNING | – | |
| BLIND SPOT WARNING (WITH LANE CHANGE ASSIST), REAR CROSS TRAFFIC ALERT, AUTO HIGHBEAM, ULTRASONIC MISS-ACCELERATION SYSTEM | – | |
| REVERSE CAMERA | – | |
| AUTO DOOR LOCK | Yes | |
| CHILD SEAT ANCHOR | 1 Tether | |
| CHILD PROOF LOCK ON REAR DOORS | – | |
| SEAT BELTS WITH PRETENSIONER | Front – 3-Point ELR with Pretensioner | |
| SUSPENSION | | |
| FRONT | Wishbone with Coil Spring & Stabiliser Bar | |
| REAR | Heavy Duty | |
| STEERING | | |
| STEERING WHEEL WITH TILT & TELESCOPIC ADJUSTABLE | 3-Spoke Urethane | |
| STEERING WHEEL CONTROLS | Audio, Cruise control, Adjustable Speed Limiter, Handsfree Bluetooth™ | |
| BRAKES | | |
| FRONT / REAR BRAKES | 16" Disc / 11.6" Drum | |
| PARK BRAKE LEVER ON THE FLOOR | Urethane | |

| CLUB CAB | |
|--|--|
| GLX 4WD MANUAL / AUTO | GLX 4WD AUTO |
| Chassis | Wellside |
| TN5GLX23 / TN6GLX23 | TN6GLX26 |
| ENGINE | |
| 4N15 2.4L D4 MIVEC Intercooled Turbo Diesel | |
| 2,442 CC | |
| 135 kW @ 3,500 RPM | |
| 437 Nm @ 2,500 RPM | |
| 7.9 / 8.6 L/100 km | 8.6 L/100 km |
| 205 / 224 g/km | 224 g/km |
| 75 L | |
| TRANSMISSION | |
| 6-Speed Manual / 6-Speed Auto with Sports Mode | 6-Speed Auto with Sports Mode |
| Easy Select | Easy Select with Rear Diff Lock |
| Urethane | |
| SAFETY | |
| 5 Star ANCAP | |
| Driver, Passenger, Side, Curtain & Driver's Knee (Front Passenger Airbag On / Off Switch) | |
| ABS, EBD, ASC, ATC, Smartbrake, Brake Assist & Emergency Stop Signal | |
| Yes | |
| Yes | |
| Yes | |
| Yes | |
| – | |
| – | Yes |
| – | |
| – | Yes |
| Yes | |
| – | |
| Safety Interlock | |
| Front – 3-Point ELR with Pretensioner, Adjustable Pillar Height & Rear – 3-Point ELR All Positions | |
| SUSPENSION | |
| Wishbone with Coil Spring & Stabiliser Bar | |
| Heavy Duty | |
| STEERING | |
| 3-Spoke Urethane | 4-Spoke Urethane |
| Audio, Cruise Control, Adjustable Speed Limiter, Handsfree Bluetooth™ | Audio, Cruise Control, Adjustable Speed Limiter, Handsfree Bluetooth™ & Dash Display Control |
| BRAKES | |
| 16" Disc / 11.6" Drum | |
| Urethane | Urethane with Chrome Tip |

| DOUBLE CAB | | | | | |
|---|---|---|--|--|--|
| GLX-R 2WD MANUAL / AUTO | VRX 2WD AUTO | GLX 4WD MANUAL / AUTO | GLX 4WD AUTO | GLX-R 4WD MANUAL / AUTO | VRX 4WD AUTO |
| Wellside | | Chassis | Wellside | | |
| TN1GLXR47 / TN2GLXR47 | TN2VRX47 | TN5GLX42 / TN6GLX42 | TN6GLX47 | TN5GLXR47 / TN6GLXR47 | TN6VRX47 |
| ENGINE | | | | | |
| 4N15 2.4L D4 MIVEC Intercooled Turbo Diesel | | | | | |
| 2,442 CC | | | | | |
| 135 kW @ 3,500 RPM | | | | | |
| 437 Nm @ 2,500 RPM | | | | | |
| 7.7 / 8.4 L/100 km | 8.4 L/100 km | 7.9 / 8.6 L/100 km | 8.6 L/100 km | 7.9 / 8.6 L/100 km | 8.6 L/100 km |
| 200 / 218 g/km | 218 g/km | 205 / 224 g/km | 224 g/km | 205 / 224 g/km | 224 g/km |
| 75 L | | | | | |
| TRANSMISSION | | | | | |
| 6-Speed Manual / 6-Speed Auto with Sports Mode | 6-Speed Auto with Sports Mode | 6-Speed Manual / 6-Speed Auto with Sports Mode | 6-Speed Auto with Sports Mode | 6-Speed Manual / 6-Speed Auto with Sports Mode | 6-Speed Auto with Sports Mode |
| – | | Easy Select with Rear Diff Lock | | Easy Select | Super Select with Off Road Mode & Hill Descent Control |
| Leather | Leather with Paddle-Shift | Urethane | | Leather | Leather with Paddle-Shift |
| SAFETY | | | | | |
| 5 Star ANCAP | | | | | |
| Driver, Passenger, Side, Curtain & Driver's Knee (Front Passenger Airbag On / Off Switch) | | | | | |
| ABS, EBD, ASC, ATC, Smartbrake, Brake Assist & Emergency Stop Signal | | | | | |
| Yes | | | | | |
| Yes | | | | | |
| Yes | | | | | |
| Yes | | | | | |
| – | Front & Rear | – | | Front & Rear | |
| – / Yes | Yes | – | Yes | | |
| – | Yes | – | | Yes | |
| Yes | 360° Multi Around View Monitor | – | Yes | | 360° Multi Around View Monitor |
| Yes | | | | | |
| 2x ISOFIX with 2x Tethers | | | | | |
| Yes | | | | | |
| Front – 3-Point ELR with Pretensioner and Adjustable Pillar Height & Rear – 3-Point ELR All Positions | | | | | |
| SUSPENSION | | | | | |
| Wishbone with Coil Spring & Stabiliser Bar | | | | | |
| Sports | | Heavy Duty | | Sports | |
| STEERING | | | | | |
| 4-Spoke Leather | | 3-Spoke Urethane | 4-Spoke Urethane | 4-Spoke Leather | |
| Audio, Cruise Control, Adjustable Speed Limiter, Handsfree Bluetooth™ & Dash Display Control | Audio, Cruise Control, Adjustable Speed Limiter, Handsfree Bluetooth™, Multi Camera View & Dash Display Control | Audio, Cruise Control, Adjustable Speed Limiter, Handsfree Bluetooth™ | Audio, Cruise Control, Adjustable Speed Limiter, Handsfree Bluetooth™ & Dash Display Control | | Audio, Cruise Control, Adjustable Speed Limiter, Handsfree Bluetooth™ & Dash Display Control |
| BRAKES | | | | | |
| 17" Disc / 11.6" Drum | | 16" Disc / 11.6" Drum | | 17" Disc / 11.6" Drum | |
| Urethane with Chrome Tip | Leather with Chrome Tip | Urethane | Urethane with Chrome Tip | | Leather with Chrome Tip |

While we have made every effort to ensure that the specifications are correct at the time of printing, Mitsubishi product is constantly developing. We reserve the right to change the specifications, colours and prices of models and items within this brochure. For current specifications always contact your Mitsubishi dealer.

Fuel economy figures are based on the ADR 81/02 test for combined urban/extra urban driving. Please note that actual on-road fuel consumption and emissions will vary depending on traffic conditions, vehicle load and the individuals' driving styles.

| | SINGLE CAB | |
|--|--|--|
| | GLX 2WD AUTO | GLX 4WD AUTO |
| WHEELS | | |
| WHEEL TYPE | 16" x 6.0 Silver Steel with 16" Steel Spare | 17" x 7.5" Silver Steel with 17" Steel Spare |
| TYRES | 205/R16C HT | 245/65R17 HT |
| INTERIOR | | |
| SEATING CAPACITY – PERSONS | 2 | |
| SEAT TRIM & ADJUSTMENT | Cloth (Grey / black) with Manual Slide, Recline with Driver Height Adjuster | |
| FLOOR COVERING – ALL WITH HEEL PAD & FOOT REST | Vinyl | |
| EXTERIOR | | |
| FRONT BUMPER | Body Colour with Body Colour Dynamic Shield line | |
| HEADLAMP & DAYTIME RUNNING LIGHTS | Halogen. Daytime Running Lights Integrated in Bumper with Material Black Bezel | |
| FRONT FOG LAMP | – | |
| RADIATOR GRILLE | Material Black | |
| SIDE STEPS | – | |
| MUD GUARDS | Front Only | |
| DOOR MIRROR ELECTRIC CONTROL | Material Black | |
| PRIVACY GLASS | – | |
| CHROME SPORTS BAR | – | |
| COMFORT & CONVENIENCE | | |
| MULTI INFORMATION DISPLAY METER WITH FUEL ECONOMY | Yes | |
| ENTRY SYSTEM | Keyless Entry with 2 Remotes | |
| AIR CONDITIONING WITH POLLEN FILTER | Manual | |
| REAR-VIEW MIRROR | Day / Night Type | |
| WINDSCREEN WIPER, 2-SPEED WITH VARIABLE INTERMITTENT | Yes | |
| DUSK SENSING HEADLIGHTS | – | |
| AUDIO & MEDIA | | |
| SOUND SYSTEM | 6" Touchscreen with AM / FM Radio, CD, MP3, USB Port | |
| SPEAKERS | 2 Speakers | |
| DIMENSIONS / WEIGHTS | | |
| OVERALL LENGTH WITH WELLSIDE | Dependent on Tray Fitted | Dependent on Tray Fitted |
| OVERALL WIDTH / HEIGHT | 1,815 / 1,780mm | 1,815 / 1,785 mm |
| WHEEL BASE | 3,000 mm | |
| GROUND CLEARANCE | 200 mm | 205 mm |
| TURNING CIRCLE | 11.8 m | |
| KERB / GROSS VEHICLE WEIGHT | 1,580 / 2,720 kg | 1,710 / 2,900 kg |
| PAY LOAD | 1,140 kg | 1,190 kg |
| GROSS COMBINATION WEIGHT | 5,130 kg | 5,785 kg |
| TOWING BRAKED / UNBRAKED | 2,500 / 750 kg | 3,000 / 750 kg |
| APPROACH ANGLE | 30° | |
| RAMP BREAKOVER ANGLE | 24° | 25° |
| DEPARTURE ANGLE | Dependent on Tray Fitted | |
| WELLSIDE INNER HOOKS | Dependent on Tray Fitted | |
| WELLSIDE INTERIOR LENGTH/WIDTH/HEIGHT | Dependent on Tray Fitted | |
| BETWEEN WHEEL ARCHES | Dependent on Tray Fitted | |
| WELLSIDE FLOOR HEIGHT FROM GROUND | Dependent on Tray Fitted | |

| CLUB CAB | |
|--|--|
| GLX 4WD MANUAL / AUTO | GLX 4WD AUTO |
| 16" x 7.0 Alloy with 16" Steel Spare | |
| 245/70R16 AT | |
| 4 | |
| Cloth (Grey / black) with Manual Slide, Recline with Driver Height Adjuster | |
| Vinyl | |
| Body Colour with Body Colour Dynamic Shield line | |
| Halogen. Daytime Running Lights Integrated in Bumper with Material Black Bezel | |
| – | Intergrated in Bumper |
| Material Black | |
| – | – |
| Front Only | Front and Rear |
| Material Black | |
| – | – |
| – | – |
| Yes | LCD with outside temperature & Eco drive assist indicator |
| Keyless Entry with 2 Remotes | |
| Manual | Auto Climate Control |
| Day / Night Type | Auto Dimming |
| Yes | With Auto Rain Sensor |
| – | Yes |
| 6" Touchscreen with AM / FM Radio, CD, MP3, USB Port | 7" Touchscreen Smartphone Link Display Audio (SDA) System (Apple CarPlay & Android Auto Compatible), AM / FM, DAB Radio, USB & HDMI Ports |
| 4 Speakers | |
| Dependent on Tray Fitted | 5,295 mm |
| 1,815 / 1,780 mm | 1,815 / 1,780 mm |
| 3,000 mm | |
| 205 mm | |
| 11.8 m | |
| 1,760 / 1,765 / 2,900 kg | 1,915 / 2,900 kg |
| 1,140 kg / 1,135 kg | 985 kg |
| 5,785 kg | |
| 3,000 / 750 kg | |
| 30° | |
| 25° | |
| Dependent on Tray Fitted | 22° |
| Dependent on Tray Fitted | 6 x Hooks |
| Dependent on Tray Fitted | 1,850 / 1,470 / 475 mm |
| Dependent on Tray Fitted | 1,085 mm |
| Dependent on Tray Fitted | 850 mm |

| DOUBLE CAB | | | | | |
|--|---|--|---|--|---|
| GLX-R 2WD MANUAL / AUTO | VRX 2WD AUTO | GLX 4WD MANUAL / AUTO | GLX 4WD AUTO | GLX-R 4WD MANUAL / AUTO | VRX 4WD AUTO |
| 18" x 7.5" Alloy with 18" Alloy Spare | | 16" x 7.0 Alloy with 16" Steel Spare | | 18" x 7.5" Alloy with 18" Alloy Spare | |
| 265/60R18 HT | | 245/70R16 AT | | 265/60R18 HT | |
| 5 | | | | | |
| Cloth (Grey / black) with Manual Slide, Recline with Driver Height Adjuster | Leather-Faced. Front Heated with Driver's Power-Assisted Height, Recline & Slide Adjust with Manual Passenger Slide & Recline | Cloth (Grey / black) with Manual Slide, Recline with Driver Height Adjuster | | | Leather-Faced. Front Heated with Driver's Power-Assisted Height, Recline & Slide Adjust with Manual Passenger Slide & Recline |
| Carpet | | Vinyl | | Carpet | |
| Body Colour with Chrome Dynamic Shield Line & lower silver panel | | Body Colour with Body Colour Dynamic Shield line | | Body Colour with Chrome Dynamic Shield Line & lower silver panel | |
| Halogen. Daytime Running Lights Integrated in Bumper | LED with Manual Levelling Control. LED Daytime Running Lights Integrated with Headlamp | Halogen. Daytime Running Lights Integrated in Bumper with Material Black Bezel | | Halogen. Daytime Running Lights Integrated in Bumper | LED with Manual Levelling Control. LED Daytime Running Lights Integrated with Headlamp |
| Intergrated in Bumper | | – | Intergrated in Bumper | | |
| Silver | | Material Black | | Silver | |
| Integrated Flat Alloy | | – | | Integrated Flat Alloy | |
| Front and Rear | | Front Only | Front and Rear | Front and Rear | |
| Chrome with Heated Mirrors | Chrome with Heated Mirrors, Turn Indicators and Fold Function | Material Black | | Chrome with Heated Mirrors | Chrome with Heated Mirrors, Turn Indicators and Fold Function |
| Yes | | – | | Yes | |
| – | VRX Only | – | | VRX Only | |
| LCD with outside temperature & Eco drive assist indicator | | Yes | LCD with outside temperature & Eco drive assist indicator | | |
| Keyless Entry with 2 Remotes | Keyless Operating System & Push Button Start / Stop | Keyless Entry with 2 Remotes | | | Keyless Operating System & Push Button Start / Stop |
| Auto Climate Control | Dual-Zone Climate Control with Rear Air Circulator | Manual | Auto Climate Control | | Dual-Zone Climate Control with Rear Air Circulator |
| Day / Night Type / Auto-Dimming | Auto-Dimming | Day / Night Type | Auto-Dimming | | |
| Yes / With Auto Rain Sensor | With Auto Rain Sensor | Yes | With Auto Rain & Speed Sensor | | |
| – / Yes | Yes | – | Yes | | |
| 7" Touchscreen Smartphone Link Display Audio (SDA) System (Apple CarPlay & Android Auto Compatible), AM / FM, DAB Radio, USB & HDMI Ports | 6" Touchscreen with AM / FM Radio, CD, MP3, USB Port | 7" Touchscreen Smartphone Link Display Audio (SDA) System (Apple CarPlay & Android Auto Compatible), AM / FM, DAB Radio, USB & HDMI Ports | | | |
| 4 Speakers | 6 Speakers | 4 Speakers | | 6 Speakers | |
| 5,305 mm | | Dependent on Tray Fitted | 5,305 mm | | |
| 1,815 / 1,795 mm | | 1,815 / 1,780 mm | | 1,815 / 1,795 mm | |
| 220 mm | | 3,000 mm | | 220 mm | |
| 11.8 m | | | | | |
| 1,870 / 2,810 kg | 1,880 / 2,810 kg | 1,765 / 1,770 / 2,900 kg | 1,940 / 2,900 kg | 1,960 / 1,965 / 2,900 kg | 1,995 / 2,900 kg |
| 940 kg | 930 kg | 1,135 / 1,130 kg | 960 kg | 940 / 935 kg | 905 kg |
| 5,705 kg | | 5,885 kg | | | |
| 3,000 / 750 kg | | 3,500 / 750 kg* | | | |
| 31° | | 30° | 30° | 31° | |
| 25° | | 25° | 25° | 25° | |
| 23° | | Dependent on Tray Fitted | 22° | 23° | |
| 6 x Hooks | | Dependent on Tray Fitted | 6 x Hooks | | |
| 1,520 / 1,470 / 475 mm | | Dependent on Tray Fitted | 1,520 / 1,470 / 475 mm | | |
| 1,085 mm | | Dependent on Tray Fitted | 1,085 mm | | |
| 865 mm | | Dependent on Tray Fitted | 850 mm | 865 mm | |

*3.5t towing capacity applies to Double Cab 4WD models only. It is only possible with a 3 axle braked trailer, towball vertical load of no greater than 4% and an approved MMNZ towbar

10 | 5
YEAR | YEAR

**DIAMOND
ADVANTAGE**

**NEW ZEALAND'S BEST
NEW CAR WARRANTY AND
CUSTOMER CARE**

A VERY WELL MADE WARRANTY

There's no better protection for your new Mitsubishi than our ***Diamond Advantage Warranty***. In fact, there's no better new vehicle warranty available in New Zealand. Whichever Mitsubishi* you see yourself in, wherever the road takes you, you'll be thoroughly covered from bumper to bumper.

Our ***Diamond Advantage Warranty*** comprises a **10 year/160,000 km powertrain warranty** that covers everything from engine to axle; a **5 year/130,000 km new vehicle warranty**; and **5 years Premium Roadside Assist**, which looks after you if the unexpected should happen. It's the warranty designed for complete peace of mind.

Visit **mmnz.co.nz** for terms and conditions