



**MITSUBISHI
MOTORS**

TRITON

Unleash the beast.

SOME DAYS YOU JUST HAVE TO DOWN TOOLS,
GEAR UP AND GET OUT THERE.

FORGET THE WEATHER, THIS IS NEW ZEALAND.
ANY MUD YOU ENCOUNTER WILL BE WORN
WITH PRIDE.

ANYWAY, NEW TRITON WAS BRED TO HANDLE
MOTHER NATURE'S MEANEST MOODS.

IT'S PERFECTLY ADAPTED FOR THE WILD.

WITH ADVANCED SAFETY FEATURES, IT WATCHES
OTHER VEHICLES LIKE A HAWK.

THE MUSCULAR FRONT END IS PERMANENTLY
SET IN BEAST MODE.

AROUND HERE, IT'S THE ONLY WAY TO GO.





Triton.
Work hard,
play harder.

» MODEL SHOWN Triton VRX in Graphite Grey.

TRITON



» MODEL SHOWN Triton VRX in Graphite Grey.

» POWER ON

The heart of the beast is a powerful turbo diesel. You can tow, go bush and tackle any job no sweat.

» THE RIGHT SAFETY GEAR

New **Triton** takes you anywhere and it's got you covered in all conditions, with advanced, intelligent safety systems that easily earn 5 stars.

» NO ROAD NECESSARY

Where many utes stop short, New **Triton** keeps going. There's super-low range that lets you crawl like a tractor and a 4WD high range you can even use on the highway. It's all backed by New Zealand's best Powertrain Warranty.


» BUILT TO WORK, AND UNWIND

From tray configurations to turning circle, **Triton** is designed with hard work in mind. It's also very well-appointed and a welcome comfort at the end of a long day.

4WD you can count on

THE RIGHT 4WD SYSTEM CAN BE A REAL LIFE SAVER. NEW TRITON USES THE BEST SYSTEM WE'VE EVER BUILT, AND THAT'S SAYING SOMETHING.

If building world-beating 4-wheel drives for the Dakar Rally taught us anything, it's that you need to over-engineer. You need to be prepared for conditions you've never encountered before. With **Triton**, you will be.



On **4WD VRX**, the Super Select 4WD system gives you easy access to the settings you need. The centre diff lock gives you a 50/50 torque split for maximum traction.

You will appreciate **Triton's** ability to use 4WD high range on the open road. You can even switch it on at speeds of up to 100km/h. Try that in another vehicle and you could kiss goodbye to your diff and your warranty.

With Off Road Mode on Super Select just dial in Gravel, Sand, Mud/Snow or Rock and crawl up, or straight through whatever's in the way. Steep downhills are safely controlled with Hill Descent.

4WD GLX and **GLX-R** use Easy Select, which lets you move between 2WD and 4WD settings on the move.

You might not need to take a full crew and a big load up a seemingly unscaleable slope. But you can.



» MODEL SHOWN Triton VRX in Sunflare Orange.



THE BEST WARRANTY ON, OR OFF-ROAD.

It's a testament to **Triton's** construction that it's covered by New Zealand's best Powertrain Warranty. The entire drivetrain is covered for 10 years / 160,000 km, with a 5 year / 130,000 km new vehicle warranty and 5 years Premium Roadside Assist. It's got your back wherever you go, which could be a lot of places.

Boldly tow

OUTPUT IS A MAJOR FACTOR IN CHOOSING THE RIGHT UTE. ON NEW TRITON, POWER AND TORQUE ARE AS HIGH AS YOU'LL NEED, WHICH YOU'LL APPRECIATE WHEN YOU'VE GOT A BIG LOAD ON THE TOW BALL.

You could choose a thumping big engine with a fuel bill to match, or take a smarter, more athletic approach to power. **Triton** uses an all-alloy, intercooled, Direct Injection Diesel with such a high output you'd be surprised to know it's a 2.4L 4-cylinder. You'll have 135kW of power and a huge 437Nm of very useable torque at your command. The other important number is the 3.5 tonne braked towing capacity on 4WD Double Cab models*. Trailer Stability Assist keeps any size load in line.

The efficiency is just as impressive.

Triton returns first-rate economy figures between 7.7L and 8.6L per 100km across the range.

The other big consideration is the transmission. The 6-speed automatic incorporates Sports Mode that lets you drive it like a manual, with near-instantaneous shifts. The 6-speed manual gives you absolute connection to the vehicle and whatever surface you're driving on.



*3.5t towing capacity applies to Double Cab 4WD models only. It is only possible with a 3 axle braked trailer, towball vertical load of no greater than 4% and an approved MMNZ towbar

» MODEL SHOWN Triton VRX in Sunflare Orange.

Adventure in comfort.

YOUR TRITON CAN HANDLE ANYTHING THE WORK DAY DEMANDS. WHEN THE DAY'S DONE, IT LETS YOU GET AWAY FROM IT ALL IN TOTAL COMFORT.



New **Triton** is very adaptable. You can choose the best configuration of tray and cab for whatever you need to do. Both chassis and wellside models give you a big carrying area and capacity. On Club Cab models, rear-opening doors make it easy for occupants to get out with their gear.

Another area where **Triton** really delivers is comfort. All models feature well-sprung, supportive front bucket seats.

The driver has fingertip control of the audio system, cruise control and handsfree Bluetooth™ from the steering wheel. Wellside models feature Smartphone Link Display Audio (SDA). Whether you're on Android or Apple, the SDA System makes total connectivity effortless. Simply plug your phone in and use voice commands to activate music, send messages, make phone calls and access maps from your phone.

All wellside models have a reversing camera – a real help with hooking up a trailer or parking in a tight spot, which is no sweat with the 11.8 metre turning circle.

Chilly mornings and baking hot summers are dealt with by the dual-zone climate control and heated front seats on VRX.

There's no more fishing around for keys, thanks to keyless entry and push-button start on VRX.



» **SMARTPHONE LINK DISPLAY AUDIO**
Make calls, send messages, use maps, play music and more from your smartphone. Smartphone Link Display Audio available on wellside models.

Safety, tick

THERE ARE MANY PLACES TRITON CAN TAKE YOU TO. WHEREVER YOU GO, YOUR SAFETY IS WELL AND TRULY TAKEN CARE OF.

Hard work aside, the other job New **Triton** is designed for is to protect its occupants.

The chassis is very rigid so it absorbs energy better and improves handling.

The latest intelligent safety features make New **Triton** even safer. On selected models Lane Departure Warning and Blind Spot Warning monitor safety to the side, while Forward Collision Mitigation reacts to the vehicle in front.

To keep you safer when you're reversing, selected models also offer Rear Cross Traffic Alert, which warns you of vehicles approaching from either side with audio and visual alerts, and Multi Around View Monitor that gives you a bird's eye view of what's around the vehicle.

Within the body, there are 7 airbags and pre-tensioning front seat belts. Even your trailer is safe, with Trailer Stability Assist on all models.




» [LEFT] DAYTIME RUNNING LIGHTS
Better visibility and smart looks from daytime running lights on all models (LEDs on VRX).

» [BELOW] RAIN-SENSING WIPERS
The moment the rain falls, your wipers activate automatically on selected models.



All loaded up

NEW TRITON HAS ALL THE GEAR YOU NEED FOR ANY SITUATION.



» [ABOVE LEFT] KEY FOB
Central locking and immobiliser keep you on the safe side.

» [ABOVE] BIRD'S EYE VIEW
The Multi-Around View Monitor on VRX clearly shows all obstacles around the vehicle.

» [LEFT] LEATHER SEATS
VRX is as comfortable as it gets with smart leather seats, the driver's and front passenger's are even heated.

» [BOTTOM LEFT] ONE-TOUCH START
Just press the button to start up and go on VRX.

Detailing

Add extra features to personalise your New Triton



» 18" ALLOY WHEELS



» WEATHERSHIELD



» FRONT PROTECTION BAR



» FRONT BUMPER UNDER GARNISH



» HOOD PROTECTOR



» HEADLAMP PROTECTOR



» DECK LINER



» SNORKEL




» NUDGE BAR



» MODEL SHOWN Triton VRX in Sunflare Orange.


Colours




» SUNFLARE ORANGE



» STERLING SILVER




» PITCH BLACK




» INFERNO



» CARDRONA



» IMPULSE BLUE



» GRAPHITE GREY

*Accessories shown on overseas model

Triton Single Cab



2WD GLX AUTO CHASSIS

- + 6-Speed Automatic with Sports Mode
- + 2.4L MIVEC Intercooled Turbo Diesel Engine
- + Daytime Running Lights
- + Air Conditioning
- + 7 Airbags, ABS, EBD, ASC + ATC
- + Handsfree Bluetooth™ & Cruise Control
- + 6" Touchscreen Audio with USB Port
- + Keyless Entry
- + 16" Steel Wheels
- + Payload – 1,140kg
- + Braked Towing Capacity 2,500kg
- + 8.3 L/100km Fuel Economy



4WD GLX AUTO CHASSIS

- + 6-Speed Automatic with Sports Mode
- + 2.4L MIVEC Intercooled Turbo Diesel Engine
- + 7 Airbags, ABS, EBD, ASC + ATC
- + Handsfree Bluetooth™ & Cruise Control
- + Daytime Running Lights
- + Air Conditioning
- + Keyless Entry
- + 6" Touchscreen Audio with USB Port
- + Easy Select 4WD System
- + 17" Steel Wheels
- + Payload – 1,190kg
- + Braked Towing Capacity 3,000kg
- + 8.6 L/100km Fuel Economy

Triton Club Cab



4WD GLX MANUAL / AUTO CHASSIS

- + Easy Select 4WD System
- + 6-Speed Manual / 6-Speed Automatic with Sports Mode
- + 2.4L MIVEC Intercooled Turbo Diesel Engine
- + 7 Airbags, ABS, EBD, ASC + ATC
- + Keyless Entry
- + Handsfree Bluetooth™ & Cruise Control
- + Air Conditioning
- + Payload – 1,140kg / 1,135kg
- + 16" Alloy Wheels
- + 245/70R16 All-Terrain Tyres
- + Daytime Running Lights
- + 6" Touchscreen Audio with USB Port
- + Braked Towing Capacity 3,000kg
- + 7.9 L/100km – 8.6 L/100km Fuel Economy



4WD GLX AUTO WELLSIDE

- + Easy Select 4WD System
- + 6 Speed Automatic with Sports Mode
- + 2.4L MIVEC Intercooled Turbo Diesel Engine
- + Forward Collision Mitigation & Lane Departure Warning
- + 7" Touch Screen Smartphone Link Display (SDA) system
- + Reversing Camera
- + 7 Airbags, ABS, EBD, ASC + ATC
- + Handsfree Bluetooth™ & Cruise Control
- + Automatic Climate Control
- + Payload – 985kg
- + Daytime Running Lights
- + Rear Diff Lock
- + Dusk Sensing Headlights & Rain Sensing Wipers
- + 16" Alloys
- + 245/70R16 All-Terrain Tyres
- + Braked Towing Capacity 3,000kg
- + 8.6 L/100km Fuel Economy

Triton Double Cab



2WD GLX-R MANUAL / AUTO WELLSIDE

- + 6-Speed Manual / 6-Speed Automatic with Sports Mode
- + 2.4L MIVEC Intercooled Turbo Diesel Engine
- + Forward Collision Mitigation & Lane Departure Warning (Automatic model only)
- + Daytime Running Lights
- + 7" Touch Screen Smartphone Link Display Audio (SDA) System
- + Reversing Camera
- + 18" Alloys
- + 7 airbags, ABS, EBD, ASC + ATC
- + Privacy Glass
- + Carpet
- + Alloy Side Step
- + Automatic Climate Control
- + Dusk Sensing Headlights & Rain Sensing Wipers (automatic model only)
- + Fog lamps
- + Payload – 940kg
- + Braked Towing Capacity 3,000kg
- + 7.7 L/100km – 8.4 L/100km Fuel Economy



2WD VRX AUTO WELLSIDE

- + 2.4L MIVEC Intercooled Turbo Diesel Engine
- + 6-Speed Automatic with Sports Mode & Paddle-Shift
- + Forward Collision Mitigation, Lane Departure Warning, Blind Spot Warning & Rear Cross Traffic Alert
- + 360° Multi Around View Monitor
- + Leather-Faced Seats with Front Heated & Driver's Powered
- + LED Headlights & Daytime Running Lights with Front Fog Lamps
- + Keyless Operation System with One-Touch Push-Button Start
- + Dual-Zone Climate Control
- + Front and Rear Parking Sensors
- + Chrome Sports Bar
- + Payload – 930kg
- + Braked Towing Capacity 3,000kg
- + 8.4 L/100km Fuel Economy



4WD GLX MANUAL / AUTO CHASSIS

- + Easy Select 4WD System
- + 6-Speed Manual / 6-Speed Automatic with Sports Mode
- + 2.4L MIVEC Intercooled Turbo Diesel Engine
- + Rear Diff Lock
- + 6" Touchscreen with Audio & USB Port
- + 7 Airbags, ABS, EBD, ASC + ATC
- + Handsfree Bluetooth™ & Cruise Control
- + Keyless Entry
- + Air Conditioning
- + Payload – 1,135kg / 1,130kg
- + Daytime Running Lights
- + 16" Alloy Wheels
- + 245/70R16 All-Terrain Tyres
- + Braked Towing Capacity 3,500kg
- + 7.9 L/100km – 8.6 L/100km Fuel Economy



4WD GLX AUTO WELLSIDE

- + Easy Select 4WD System
- + 6-Speed Automatic with Sports Mode
- + 2.4L MIVEC Intercooled Turbo Diesel Engine
- + Forward Collision Mitigation & Lane Departure
- + 7" Touchscreen Smartphone Link Display Audio (SDA) System
- + Reversing Camera
- + 7 Airbags, ABS, EBD, ASC + ATC
- + Handsfree Bluetooth™ & Cruise Control
- + Automatic Climate Control
- + Payload – 960kg
- + Daytime Running Lights
- + Rear Diff Lock
- + Dusk Sensing Headlights & Rain Sensing Wipers
- + 16" Alloys
- + 245/70R16 All-Terrain Tyres
- + Braked Towing Capacity 3,500kg
- + 8.6 L/100km Fuel Economy



4WD GLX-R MANUAL / AUTO WELLSIDE

- + Easy Select 4WD System
- + 6-Speed Manual / 6-Speed Automatic with Sports Mode
- + 2.4L MIVEC Intercooled Turbo Diesel Engine
- + Forward Collision Mitigation & Lane Departure Warning
- + Daytime Running Lights
- + 7" Touch Screen Smartphone Link Display Audio (SDA) System
- + Reversing Camera
- + 18" Alloys
- + 7 airbags, ABS, EBD, ASC + ATC
- + Privacy Glass
- + Carpet
- + Alloy Side Step
- + Automatic Climate Control
- + Dusk Sensing Headlights & Rain Sensing Wipers
- + Fog lamps
- + Payload – 940kg / 935kg
- + Braked Towing Capacity 3,500kg
- + 7.9 L/100km – 8.6 L/100km Fuel Economy



4WD VRX AUTO WELLSIDE

- + 2.4L MIVEC Intercooled Turbo Diesel Engine
- + Super Select 4WD System with Off Road Mode & Hill Descent Control
- + 6-Speed Automatic with Sports Mode & Paddle-Shift
- + Forward Collision Mitigation, Lane Departure Warning, Blind Spot Warning & Rear Cross Traffic Alert
- + 360° Multi Around View Monitor
- + Leather-Faced Seats with Front Heated & Driver's Powered
- + LED Headlights & Daytime Running Lights with Front Fog Lamps
- + Keyless Operation System with One-Touch Push-Button Start
- + Dual-Zone Climate Control
- + Front and Rear Parking Sensors
- + Chrome Sports Bar
- + Payload – 905kg
- + Braked Towing Capacity 3,500kg
- + 8.6 L/100km Fuel Economy

Specifications

	SINGLE CAB	
	GLX 2WD AUTO	GLX 4WD AUTO
TRAY STYLE	Chassis	
MODEL CODE	TN2GLX22	TN6GLX22
ENGINE		
TYPE	4N15 2.4L D4 MIVEC Intercooled Turbo Diesel	
DISPLACEMENT	2,442cc	
MAX POWER	135 kW @ 3,500 RPM	
MAX TORQUE	437 Nm @ 2,500 RPM	
FUEL CONSUMPTION	8.3 L/100 km	8.6 L/100 km
CO ₂	216 g/km	224 g/km
FUEL TANK	75 L	
TRANSMISSION		
TYPE	6-Speed Auto with Sports Mode	
4WD SYSTEM – DIAL UP	–	Easy Select
GEAR SHIFT LEVER	Urethane	
SAFETY		
SAFETY RATING	5 Star ANCAP	
AIRBAGS	Driver, Passenger, Side, Curtain & Driver's Knee (Front Passenger Airbag On / Off Switch)	
BRAKING SAFETY SYSTEM	ABS, EBD, ASC, ATC, Smartbrake, Brake Assist & Emergency Stop Signal	
ADJUSTABLE SPEED LIMITER	Yes	
TRAILER STABILITY ASSIST SYSTEM	Yes	
HILL START ASSIST SYSTEM	Yes	
IMMOBILISER	Yes	
PARKING SENSORS	–	
FORWARD COLLISION MITIGATION & LANE DEPARTURE WARNING	–	
BLIND SPOT WARNING (WITH LANE CHANGE ASSIST), REAR CROSS TRAFFIC ALERT, AUTO HIGHBEAM, ULTRASONIC MISS-ACCELERATION SYSTEM	–	
REVERSE CAMERA	–	
AUTO DOOR LOCK	Yes	
CHILD SEAT ANCHOR	1 Tether	
CHILD PROOF LOCK ON REAR DOORS	–	
SEAT BELTS WITH PRETENSIONER	Front – 3-Point ELR with Pretensioner	
SUSPENSION		
FRONT	Wishbone with Coil Spring & Stabiliser Bar	
REAR	Heavy Duty	
STEERING		
STEERING WHEEL WITH TILT & TELESCOPIC ADJUSTABLE	3-Spoke Urethane	
STEERING WHEEL CONTROLS	Audio, Cruise control, Adjustable Speed Limiter, Handsfree Bluetooth™	
BRAKES		
FRONT / REAR BRAKES	16" Disc / 11.6" Drum	
PARK BRAKE LEVER ON THE FLOOR	Urethane	

CLUB CAB	
GLX 4WD MANUAL / AUTO	GLX 4WD AUTO
Chassis	Wellside
TN5GLX23 / TN6GLX23	TN6GLX26
4N15 2.4L D4 MIVEC Intercooled Turbo Diesel	
2,442 CC	
135 kW @ 3,500 RPM	
437 Nm @ 2,500 RPM	
7.9 / 8.6 L/100 km	8.6 L/100 km
205 / 224 g/km	224 g/km
75 L	
6-Speed Manual / 6-Speed Auto with Sports Mode	6-Speed Auto with Sports Mode
Easy Select	Easy Select with Rear Diff Lock
Urethane	
5 Star ANCAP	
Driver, Passenger, Side, Curtain & Driver's Knee (Front Passenger Airbag On / Off Switch)	
ABS, EBD, ASC, ATC, Smartbrake, Brake Assist & Emergency Stop Signal	
Yes	
Yes	
Yes	
Yes	
–	
–	Yes
–	
–	Yes
Yes	
–	
Safety Interlock	
Front – 3-Point ELR with Pretensioner, Adjustable Pillar Height & Rear – 3-Point ELR All Positions	
Wishbone with Coil Spring & Stabiliser Bar	
Heavy Duty	
3-Spoke Urethane	4-Spoke Urethane
Audio, Cruise Control, Adjustable Speed Limiter, Handsfree Bluetooth™	Audio, Cruise Control, Adjustable Speed Limiter, Handsfree Bluetooth™ & Dash Display Control
16" Disc / 11.6" Drum	
Urethane	Urethane with Chrome Tip

DOUBLE CAB					
GLX-R 2WD MANUAL / AUTO	VRX 2WD AUTO	GLX 4WD MANUAL / AUTO	GLX 4WD AUTO	GLX-R 4WD MANUAL / AUTO	VRX 4WD AUTO
Wellside		Chassis	Wellside		
TN1GLXR47 / TN2GLXR47	TN2VRX47	TN5GLX42 / TN6GLX42	TN6GLX47	TN5GLXR47 / TN6GLXR47	TN6VRX47
4N15 2.4L D4 MIVEC Intercooled Turbo Diesel					
2,442 CC					
135 kW @ 3,500 RPM					
437 Nm @ 2,500 RPM					
7.7 / 8.4 L/100 km	8.4 L/100 km	7.9 / 8.6 L/100 km	8.6 L/100 km	7.9 / 8.6 L/100 km	8.6 L/100 km
200 / 218 g/km	218 g/km	205 / 224 g/km	224 g/km	205 / 224 g/km	224 g/km
75 L					
6-Speed Manual / 6-Speed Auto with Sports Mode	6-Speed Auto with Sports Mode	6-Speed Manual / 6-Speed Auto with Sports Mode	6-Speed Auto with Sports Mode	6-Speed Manual / 6-Speed Auto with Sports Mode	6-Speed Auto with Sports Mode
–		Easy Select with Rear Diff Lock		Easy Select	Super Select with Off Road Mode & Hill Descent Control
Leather	Leather with Paddle-Shift	Urethane		Leather	Leather with Paddle-Shift
5 Star ANCAP					
Driver, Passenger, Side, Curtain & Driver's Knee (Front Passenger Airbag On / Off Switch)					
ABS, EBD, ASC, ATC, Smartbrake, Brake Assist & Emergency Stop Signal					
Yes					
Yes					
Yes					
Yes					
–	Front & Rear	–			Front & Rear
– / Yes	Yes	–	Yes		
–	Yes	–			Yes
Yes	360° Multi Around View Monitor	–	Yes		360° Multi Around View Monitor
Yes					
2x ISOFIX with 2x Tethers					
Yes					
Front – 3-Point ELR with Pretensioner and Adjustable Pillar Height & Rear – 3-Point ELR All Positions					
Wishbone with Coil Spring & Stabiliser Bar					
Sports		Heavy Duty		Sports	
4-Spoke Leather		3-Spoke Urethane	4-Spoke Urethane	4-Spoke Leather	
Audio, Cruise Control, Adjustable Speed Limiter, Handsfree Bluetooth™ & Dash Display Control	Audio, Cruise Control, Adjustable Speed Limiter, Handsfree Bluetooth™, Multi Camera View & Dash Display Control	Audio, Cruise Control, Adjustable Speed Limiter, Handsfree Bluetooth™	Audio, Cruise Control, Adjustable Speed Limiter, Handsfree Bluetooth™ & Dash Display Control		Audio, Cruise Control, Adjustable Speed Limiter, Handsfree Bluetooth™, Multi Camera View & Dash Display Control
17" Disc / 11.6" Drum		16" Disc / 11.6" Drum		17" Disc / 11.6" Drum	
Urethane with Chrome Tip	Leather with Chrome Tip	Urethane	Urethane with Chrome Tip		Leather with Chrome Tip

While we have made every effort to ensure that the specifications are correct at the time of printing, Mitsubishi product is constantly developing. We reserve the right to change the specifications, colours and prices of models and items within this brochure. For current specifications always contact your Mitsubishi dealer.

Fuel economy figures are based on the ADR 81/02 test for combined urban/extra urban driving. Please note that actual on-road fuel consumption and emissions will vary depending on traffic conditions, vehicle load and the individuals' driving styles.

	SINGLE CAB	
	GLX 2WD AUTO	GLX 4WD AUTO
WHEELS		
WHEEL TYPE	16" x 6.0 Silver Steel with 16" Steel Spare	17" x 7.5" Silver Steel with 17" Steel Spare
TYRES	205/R16C HT	245/70R17 HT
INTERIOR		
SEATING CAPACITY – PERSONS	2	
SEAT TRIM & ADJUSTMENT	Cloth (Grey / black) with Manual Slide, Recline with Driver Height Adjuster	
FLOOR COVERING – ALL WITH HEEL PAD & FOOT REST	Vinyl	
EXTERIOR		
FRONT BUMPER	Body Colour with Body Colour Dynamic Shield line	
HEADLAMP & DAYTIME RUNNING LIGHTS	Halogen with Manual Levelling. Daytime Running Light Integrated in Bumper with Material Black Bezel	
FRONT FOG LAMP	–	
RADIATOR GRILLE	Material Black	
SIDE STEPS	–	
MUD GUARDS	Front Only	
DOOR MIRROR ELECTRIC CONTROL	Material Black	
PRIVACY GLASS	–	
CHROME SPORTS BAR	–	
COMFORT & CONVENIENCE		
MULTI INFOMRATION DISPLAY METER WITH FUEL ECONOMY	Yes	
ENTRY SYSTEM	Keyless Entry with 2 Remotes	
AIR CONDITIONING WITH POLLEN FILTER	Manual	
REAR-VIEW MIRROR	Day / Night Type	
WINDSCREEN WIPER, 2-SPEED WITH VARIABLE INTERMITTENT	Yes	
DUSK SENSING HEADLIGHTS	–	
AUDIO & MEDIA		
SOUND SYSTEM	6" Touchscreen with AM / FM Radio, CD, MP3, USB Port	
SPEAKERS	2 Speakers	
DIMENSIONS / WEIGHTS		
OVERALL LENGTH WITH WELLSIDE	Dependent on Tray Fitted	Dependent on Tray Fitted
OVERALL WIDTH / HEIGHT	1,815 / 1,780mm	1,815 / 1,785 mm
WHEEL BASE	3,000 mm	
GROUND CLEARANCE	200 mm	205 mm
TURNING CIRCLE	11.8 m	
KERB / GROSS VEHICLE WEIGHT	1,580 / 2,720 kg	1,710 / 2,900 kg
PAY LOAD	1,140 kg	1,190 kg
GROSS COMBINATION WEIGHT	5,130 kg	5,785 kg
TOWING BRAKED / UNBRAKED	2,500 / 750 kg	3,000 / 750 kg
APPROACH ANGLE	30°	
RAMP BREAKOVER ANGLE	24°	25°
DEPARTURE ANGLE	Dependent on Tray Fitted	
WELLSIDE INNER HOOKS	Dependent on Tray Fitted	
WELLSIDE INTERIOR LENGTH/WIDTH/ HEIGHT	Dependent on Tray Fitted	
BETWEEN WHEEL ARCHES	Dependent on Tray Fitted	
WELLSIDE FLOOR HEIGHT FROM GROUND	Dependent on Tray Fitted	

CLUB CAB	
GLX 4WD MANUAL / AUTO	GLX 4WD AUTO
16" x 6.0 Alloy with 16" Alloy Spare	
245/70R16 AT	
4	
Cloth (Grey / black) with Manual Slide, Recline with Driver Height Adjuster	
Vinyl	
Body Colour with Body Colour Dynamic Shield line	
Halogen with Manual Levelling. Daytime Running Light Integrated in Bumper with Material Black Bezel	
–	Intergrated in Bumper
Material Black	
–	
Front Only	Front and Rear
Material Black	
–	
–	
LCD with outside temperature & Eco drive assist indicator	
Keyless Entry with 2 Remotes	
Manual	Auto Climate Control
Day / Night Type	Auto Dimming
Yes	With Auto Rain Sensor
–	Yes
6" Touchscreen with AM / FM Radio, CD, MP3, USB Port	7" Touchscreen Smartphone Link Display Audio (SDA) System (Apple CarPlay & Android Auto Compatible), AM / FM, DAB Radio, USB & HDMI Ports
4 Speakers	
Dependent on Tray Fitted	5,295 mm
1,815 / 1,780 mm	1,815 / 1,780 mm
3,000 mm	
205 mm	
11.8 m	
1,760 / 1,765 / 2,900 kg	1,915 / 2,900 kg
1,140 kg/ 1,135 kg	985 kg
5,785 kg	
3,000 / 750 kg	
30°	
25°	
Dependent on Tray Fitted	22°
Dependent on Tray Fitted	6 x Hooks
Dependent on Tray Fitted	1,850 / 1,470 / 475 mm
Dependent on Tray Fitted	1,085 mm
Dependent on Tray Fitted	850 mm

DOUBLE CAB					
GLX-R 2WD MANUAL / AUTO	VRX 2WD AUTO	GLX 4WD MANUAL / AUTO	GLX 4WD AUTO	GLX-R 4WD MANUAL / AUTO	VRX 4WD AUTO
18" x 7.5" Alloy with 18" Alloy Spare		16" x 7.0 Alloy with 16" Alloy Spare		18" x 7.5" Alloy with 18" Alloy Spare	
265/60R18 HT		245/70R16 AT		265/60R18 HT	
5					
Cloth (Grey / black) with Manual Slide, Recline with Driver Height Adjuster	Leather-Faced. Front Heated with Driver's Power-Assisted Height, Recline & Slide Adjust with Manual Passenger Slide & Recline	Cloth (Grey / black) with Manual Slide, Recline with Driver Height Adjuster			Leather-Faced. Front Heated with Driver's Power-Assisted Height, Recline & Slide Adjust with Manual Passenger Slide & Recline
Carpet		Vinyl		Carpet	
Body Colour with Chrome Dynamic Shield Line & lower silver panel		Body Colour with Body Colour Dynamic Shield line		Body Colour with Chrome Dynamic Shield Line & lower silver panel	
Halogen with Manual Levelling. Daytime Running Light Integrated with Bumper	LED with Auto Levelling Control. LED Daytime Running Lights Integrated with Headlamp	Halogen with Manual Levelling. Daytime Running Light Integrated in Bumper with Material Black Bezel		Halogen with Manual Levelling. Daytime Running Light Integrated in Bumper	LED with Auto Levelling Control. LED Daytime Running Lights Integrated in Headlamp
Intergrated in Bumper		–	Intergrated in Bumper		
Silver		Material Black		Silver	
Integrated Flat Alloy		–		Integrated Flat Alloy	
Front and Rear		Front Only	Front and Rear	Front and Rear	
Chrome with Heated Mirrors	Chrome with Heated Mirrors, Turn Indicators and Fold Function	Material Black		Chrome with Heated Mirrors	Chrome with Heated Mirrors, Turn Indicators and Fold Function
Yes		–		Yes	
–	VRX Only	–			VRX Only
LCD with outside temperature & Eco drive assist indicator		Yes	LCD with outside temperature & Eco drive assist indicator		
Keyless Entry with 2 Remotès	Keyless Operating System & Push Button Start / Stop	Keyless Entry with 2 Remotes			Keyless Operating System & Push Button Start / Stop
Auto Climate Control	Dual-Zone Climate Control with Rear Air Circulator	Manual	Auto Climate Control		Dual-Zone Climate Control with Rear Air Circulator
Day / Night Type / Auto-Dimming	Auto-Dimming	Day / Night Type	Auto-Dimming		
Yes / With Auto Rain Sensor	With Auto Rain Sensor	Yes	With Auto Rain & Speed Sensor		
– / Yes	Yes	–	Yes		
7" Touchscreen Smartphone Link Display Audio (SDA) System (Apple CarPlay & Android Auto Compatible), AM / FM, DAB Radio, USB & HDMI Ports		6" Touchscreen with AM / FM Radio, CD, MP3, USB Port	7" Touchscreen Smartphone Link Display Audio (SDA) System (Apple CarPlay & Android Auto Compatible), AM / FM, DAB Radio, USB & HDMI Ports		
4 Speakers	6 Speakers	4 Speakers			6 Speakers
5,305 mm		Dependent on Tray Fitted	5,305 mm		
1,815 / 1,795 mm		1,815 / 1,780 mm		1,815 / 1,795 mm	
3,000 mm					
220 mm		205 mm		220 mm	
11.8 m					
1,870 / 2,810 kg	1,880 / 2,810 kg	1,765 / 1,770 / 2,900 kg	1,940 / 2,900 kg	1,960 / 1,965 / 2,900 kg	1,995 / 2,900 kg
940 kg	930 kg	1,135 / 1,130 kg	960 kg	940 / 935 kg	905 kg
5,705 kg		5,885 kg			
3,000 / 750 kg		3,500 / 750 kg			
31°		30°	30°	31°	
25°		25°	25°	25 °	
23°		Dependent on Tray Fitted	22°	23°	
6 x Hooks		Dependent on Tray Fitted	6 x Hooks		
1,520 / 1,470 / 475 mm		Dependent on Tray Fitted	1,520 / 1,470 / 475 mm		
1,085 mm		Dependent on Tray Fitted	1,085 mm		
865 mm		Dependent on Tray Fitted	850 mm	865 mm	

10 | 5 YEAR YEAR

DIAMOND ADVANTAGE

**NEW ZEALAND'S BEST
NEW CAR WARRANTY AND
CUSTOMER CARE**

A VERY WELL MADE WARRANTY

There's no better protection for your new Mitsubishi than our ***Diamond Advantage Warranty***. In fact, there's no better new vehicle warranty available in New Zealand. Whichever Mitsubishi* you see yourself in, wherever the road takes you, you'll be thoroughly covered from bumper to bumper.

Our ***Diamond Advantage Warranty*** comprises a **10 year/160,000 km powertrain warranty** that covers everything from engine to axle; a **5 year/130,000 km new vehicle warranty**; and **5 years Premium Roadside Assist**, which looks after you if the unexpected should happen. It's the warranty designed for complete peace of mind.

Visit **mmnz.co.nz** for terms and conditions