



**MITSUBISHI
MOTORS**

ECLIPSE CROSS



ECLIPSE CROSS

**ECLIPSES
EVERYTHING
ELSE**

» MODEL SHOWN Eclipse Cross VRX in Red Diamond.

Like no other

Design isn't everything, it's more than that.

It's how something works.

How it looks.

How it feels.

How you feel when you experience it.

It's the alchemy that fuses new elements
to make a bold new vision.

Eclipse Cross combines concepts you've
never seen in an SUV.

One drive and you'll know they belong together.

ECLIPSE CROSS



» ABSOLUTE SAFETY

The smartest, most advanced systems combine for class leading safety. It's an entirely new level of protection for you, your passengers and other road users.

» FULLY EQUIPPED

Eclipse Cross is appointed with intuitive, intelligent features that deliver connectivity, safety and a drive you've never experienced in an SUV.

» FAVOURS THE BOLD

Whether you see it gliding past on the road or you're seated within the sculpted interior, the strong design in every detail makes a striking impression.

» FOR LIVING

Eclipse Cross effortlessly accommodates the many demands of your life, from busy days that never seem to end to weekend adventures that fly by.

Once seen, never forgotten

There's no reason why driving can't be a creative experience.

Equally, no rules confine the SUV to traditional design.

Eclipse Cross is a vehicle you immediately notice. Sharp, distinctive contours and bold lines rake the exterior. Sunlight flames off the chrome blades and Red Diamond paintwork.

The tail lights cut through the night like a neon beam.

The strong design continues through the cabin, where elegant surfaces and ergonomic function merge.



Take control

Anything you ask of **Eclipse Cross**, it delivers.

The SUV versatility means you can work, exercise, enjoy the night in style and explore the country with ease. Because performance and efficiency matter as well, the new 1.5L MIVEC turbo petrol engine provides plenty of both. Despite its compact size, the engine produces 112kW of power and 254Nm of torque.


The option of All-Wheel Drive on both XLS and VRX provides superior grip with the Super All Wheel Control (S-AWC) system. The view has never been so spectacular as it floods in through the Dual Sunroof on VRX.

» DUAL SUNROOF (RIGHT)

The countryside gliding overhead through the Dual Sunroof on VRX is a fitting accompaniment to the vehicle's memorable styling.

» KEYLESS OPERATION (BELOW)

*It's easy to get into **Eclipse Cross**. The Keyless Operation System lets you unlock the doors and start driving without needing to take the keys from your pocket.*





The smartest interior

WITHIN THE SMOOTH LEATHER-APPOINTED SEATS ON VRX YOU'RE ENCLOSED BY EYE-CATCHING PANELS, HOUSING THE LATEST VEHICLE TECHNOLOGY.



Higher intelligence

» MODEL SHOWN Eclipse Cross VRX in Red Diamond.

Eclipse Cross is the hub for a suite of technologies that give you complete control of your drive and entertainment. All your key smartphone functions are incorporated: music, maps, messages and more. For safety and more intuitive use, you can use the Touch Pad Commander and voice command. On VRX, the Head-Up Display puts information in your line of sight, while the vehicle itself uses laser and camera systems to watch for and respond to danger all around you.



» HEAD-UP DISPLAY
All the important information about your drive is right where you need to look, directly ahead on the Head-Up Display (VRX only).

» SIGNATURE LEDS
You can identify an Eclipse Cross immediately at night, thanks to the vivid red LEDs arcing across the rear of the vehicle.



» TOUCH PAD COMMANDER
Fingers on the Touch Pad Commander means more control of the Apple CarPlay System and more attention on the road.

Looking out for your safety



The moment you start moving, **Eclipse Cross** starts monitoring your surroundings. If you drift from your lane or if a car is in your blind spot, **Eclipse Cross VRX** warns you. If the road conditions suddenly change, active intelligent traction and stability systems restore you to a safe course. If needed, 7 airbags and a high-tensile frame protect you from harm. If the vehicle ahead

changes its speed, Adaptive Cruise Control on VRX instantly adjusts yours to match. For enhanced roadholding, All-Wheel Drive models employ the Super All Wheel Control (S-AWC) system. On winding roads or slippery surfaces, S-AWC balances torque and brakeforce between the wheels for better stability, safety and a more exciting drive.

- » FORWARD COLLISION MITIGATION
Every model reacts to oncoming hazards, bringing you to a complete stop if necessary.
- » ADAPTIVE CRUISE CONTROL VRX
VRX matches your speed to the vehicle in front of you for smooth driving on the open road or in heavy traffic.





» SAFETY FROM EVERY
ANGLE
On VRX, the Multi Around View
Monitor gives you a bird's eye view
for safety in tight spaces.

Smart design in every detail

ECLIPSE CROSS BRINGS YOU FEATURES BEYOND THOSE YOU WOULD EXPECT FROM AN SUV.



» MODEL SHOWN Eclipse Cross VRX in Cadrona.



» (ABOVE) AUTOMATIC
HIGH BEAM
Your headlights react to low light conditions
and dip automatically for oncoming vehicles.

» (MIDDLE RIGHT)
SMARTPHONE CONNECTIVITY
Use your key smartphone apps with the
Smartphone Link Display Audio System.



» (ABOVE RIGHT) THE
PERFECT WHEELS
The machine-finish 18" alloy wheels echo the
sharp design that sets Eclipse Cross apart.


» (RIGHT) AT THE FIRST
SIGN OF RAIN
Rain-Sensing Wipers activate the moment
water hits the windscreen, letting you focus
on the drive.




Detailing




» CARDRONA




» ELECTRIC BLUE




» TITANIUM




» MOCHA



» AMETHYST BLACK



» STERLING SILVER




» RED DIAMOND



» Eclipse Cross 2WD XLS in Mocha.

Eclipse Cross 2WD

CHOOSE FROM THE SHARPLY DESIGNED AND WELL-EQUIPPED XLS OR THE LUXURIOUSLY APPOINTED VRX.



» Eclipse Cross 2WD XLS Cloth Trim.
» Eclipse Cross 2WD VRX Leather Trim.

2WD PETROL XLS AT A GLANCE:

- + 1.5L MIVEC Turbo Petrol Engine
- + 7.3L / 100km Fuel Economy
- + CVT Auto with 8-Speed Sports Mode and Paddle-Shift
- + 5-Star ANCAP Safety
- + 7" Smartphone Link Display Audio System
- + 18" Alloy Wheels
- + Rear View Camera
- + Touch Pad Commander
- + Forward Collision Mitigation
- + Keyless Operating System with Push-Button Start
- + Roof Rails
- + Lane Departure Warning

2WD PETROL VRX INCLUDES ALL XLS FEATURES PLUS:


- + Leather Interior with Heated Front Seats and Driver's Power Assist
- + Multi Around View Monitor
- + Dual Sunroof
- + Adaptive Cruise Control
- + Blind Spot Warning with Lane Change Assist
- + Head-Up Display
- + Rear Cross Traffic Alert
- + Front and Rear Parking Sensors
- + LED Headlamps with Auto Levelling
- + Auto Dimming Interior Mirror



» Eclipse Cross AWD VRX in Amethyst Black.

Eclipse Cross AWD

XLS HAS THE SIGNATURE ECLIPSE CROSS STYLE AND SMART TECHNOLOGY, VRX ADDS REAL LUXURY. BOTH MODELS OFFER THE SAFETY AND DRIVING EXPERIENCE OF ALL-WHEEL DRIVE.



» Eclipse Cross AWD XLS Cloth Trim.
» Eclipse Cross AWD VRX Leather Trim.

AWD PETROL XLS AT A GLANCE:

- + Super All Wheel Control (S-AWC)
- + 1.5L MIVEC Turbo Petrol Engine
- + 7.7L / 100km Fuel Economy
- + CVT Auto with 8-Speed Sports Mode and Paddle-Shift
- + 5-Star ANCAP Safety
- + 7" Smartphone Link Display Audio System
- + 18" Alloy Wheels
- + Rear View Camera
- + Touch Pad Commander
- + Forward Collision Mitigation
- + Keyless Operating System with Push-Button Start
- + Roof Rails
- + Lane Departure Warning

AWD PETROL VRX INCLUDES ALL XLS FEATURES PLUS:

- + Leather Interior with Heated Front Seats and Driver's Power Assist
- + Multi Around View Monitor
- + Dual Sunroof
- + Adaptive Cruise Control
- + Blind Spot Warning with Lane Change Assist
- + Head-Up Display
- + Rear Cross Traffic Alert
- + Front and Rear Parking Sensors

Specifications

All Models	2WD XLS	2WD VRX	AWD XLS	AWD VRX
ENGINE				
ENGINE	1.5L MIVEC Turbo Petrol			
DISPLACEMENT	1,499 CC			
COMPRESSION RATIO	10.0			
MAX POWER DIN	112 kW @ 5,500 RPM			
MAX TORQUE DIN	254 Nm @ 2,000-3,500 RPM			
FUEL CONSUMPTION	7.3 L / 100 km		7.7 L / 100 km	
CO ₂	169 G / km		179 G / km	
FUEL TANK SIZE	63 L		60 L	
TRANSMISSION				
TYPE	CVT with 8-Speed Sports Mode Paddle-Shift			
DRIVE SYSTEM	2WD with Active Yaw Control		AWD with Super All Wheel Control	
GEAR SHIFT LEVER	Leather			
SAFETY FEATURES				
AIRBAGS	Driver, Passenger, Side, Curtain & Driver's Knee			
BRAKING SAFETY SYSTEM	4-Wheel ABS with EBD & ASC			
BRAKE AUTO HOLD	All Models			
SMART BRAKE & BRAKE ASSIST	All Models			
ACTIVE TRACTION CONTROL ATC	All Models			
HILL START ASSIST	All Models			
EMERGENCY STOP SIGNAL	All Models			
ADJUSTABLE SPEED LIMITER	All Models			
SECURITY SYSTEM	Immobiliser & Alarm (Horn, Turn Lamps & Buzzer) with Hood Switch			
REVERSING CAMERA WITH DISPLAY ON AUDIO SCREEN	All Models			
MULTI AROUND VIEW MONITOR	-	Yes	-	Yes
REVERSE WARNING SENSORS	Available as Dealer Fit Option	Front & Rear	Available as Dealer Fit Option	Front & Rear
FRONT SEATBELTS WITH WARNING LAMP & BUZZER	3-Point with ELR x2, Pretensioner, Force Limiter & Adjustable Belt Anchor			
REAR SEATBELTS	3-Point with ELR & ALR, Pretensioner, Force Limiter x2, 3-Point Centre Belt with ELR x1			
CHILD SEAT RESTRAINTS	ISO-FIX x2 on 2nd Row of Seats & Tether Anchor x3			
CHILD PROOF LOCK ON REAR DOORS	All Models			
FORWARD COLLISION MITIGATION WITH PEDESTRIAN DETECTION	All Models			
LANE DEPARTURE WARNING	All Models			
ADAPTIVE CRUISE CONTROL	-	Yes	-	Yes
BLIND SPOT WARNING	-	Yes	-	Yes
REAR CROSS TRAFFIC ALERT	-	Yes	-	Yes
HEAD-UP DISPLAY	-	Yes	-	Yes
SUSPENSION				
FRONT	Macpherson Strut with Coil Spring & Stabiliser			
REAR	Multi-Link with Stabiliser			
STEERING				
POWER STEERING WITH TILT & TELESCOPIC ADJUST	Rack & Pinion Electronic Power Steering (EPS)			
STEERING WHEEL	Leather-Covered with Piano Black Detail, Integrated Cruise, Audio & Phone Controls			
BRAKES				
BRAKES	16" Discs, Ventilated on Front with Electric Type Park Brake			
WHEELS				
WHEEL TYPE / TYRES	18" Alloy Wheel / 225/55R18			
SPARE WHEEL	Space Saver			
EXTERIOR				
FRONT BUMPER & GRILLE	Advanced Dynamic Shield Face with Chrome Trim & Grill, Gloss Black Centre Panel & Lower Silver Garnish			
REAR BUMPER & SPLIT REAR WINDOWS	Body Colour with Black Lower Bumper, Lower Silver Garnish & Chrome Tailgate Garnish			
SIDE SKIRT & WHEEL ARCH OVERFENDER	Black Material Colour with Silver Side Door Garnish			
OPENING DUAL SUNROOF	-	Yes	-	Yes
HEADLAMPS	Halogen with Manual-Levelling	LED with Auto-Levelling	Halogen with Manual-Levelling	LED with Auto-Levelling
FRONT FOG LAMP & LED DAYTIME RUNNING LIGHTS	All Models			
TURN INDICATOR ON FRONT BUMPER & DOOR MIRRORS	All Models			
TAIL LIGHTS WITH LED STOP LAMP BUILT INTO SPLIT REAR WINDOW	All Models			

All Models	2WD XLS	2WD VRX	AWD XLS	AWD VRX
EXTERIOR				
REAR SPOILER	All Models			
ROOF RAILS	Integrated Style – Black			
BODY COLOUR DOOR MIRRORS	Heated with Turn Indicators & Fold-Away Function			
WINDOW BELT LINE MOULDING	Chrome			
TINTED PRIVACY GLASS	All Models			
DOOR FRAME BLACK OUT	All Models			
DOOR HANDLES	Body Colour			
INTERIOR				
SEAT TRIM FABRIC	Cloth	Leather-Appointed	Cloth	Leather-Appointed
DRIVER'S SEAT	Manual Height, Tilt & Slide Adjuster	Heated with Power-Assisted Height, Tilt & Slide Adjuster	Manual Height, Tilt & Slide Adjuster	Heated with Power-Assisted Height, Tilt & Slide Adjuster
FRONT PASSENGER SEAT	Manual Tilt & Slide Adjuster	Heated with Manual Tilt & Slide Adjuster	Manual Tilt & Slide Adjuster	Heated with Manual Tilt & Slide Adjuster
REAR SEATS	60 / 40 Split with Slide, Recline & Fold Function & Centre Armrest			
DOOR HANDLES	Chrome			
SILVER & CARBON EFFECT FRONT DOOR TRIM	Cloth Insert with Soft Touch Arm Rest	Leatherette Insert with Soft Touch Arm Rest	Cloth Insert with Soft Touch Arm Rest	Leatherette Insert with Soft Touch Arm Rest
GLOVEBOX	All Models			
LARGE TYPE FLOOR CONSOLE WITH ARMREST, 2X CUP HOLDERS & STORAGE TRAY	Leatherette Lid			
SEAT BACK POCKET	Front Passenger Seat	Driver & Front Passenger Seats	Front Passenger Seat	Driver & Front Passenger Seats
CARGO FLOOR BOX WITH SUNGLASSES HOLDER	All Models			
COMFORT & CONVENIENCE ITEMS				
SPEEDO & TACHO WITH DIMMER & SILVER GARNISH	All Models			
MULTI DISPLAY METER WITH TRIP COMPUTER	Colour LCD			
BUZZER & WARNING LIGHTS	Front Seat Belts, Door & Tailgate Open			
CENTRAL LOCKING	Keyless Operating System & Keyless Entry with Lock / Unlock Button on Front Doors – 2 Transmitters			
START SYSTEM	Push-Button Start / Stop			
ELECTRIC WINDOWS	Front & Rear (Driver Auto up & Down – all doors) with Key-Off Timer			
AUTOMATIC RAIN-SENSING FRONT WIPERS	All Models			
AUTOMATIC LIGHT-SENSING HEADLAMPS WITH AUTO HIGH BEAM	All Models			
HEADLAMP MONITOR WITH AUTO SHUT OFF	All Models			
HEATER & AIR CONDITIONING WITH AIR FILTER	Automatic Climate Control	Dual-Zone Climate Control	Automatic Climate Control	Dual-Zone Climate Control
INTERIOR MIRROR	Day / Night Type	Auto-Dimming	Day / Night Type	Auto-Dimming
SUN VISOR	Driver's & Front Passenger Sun Visor with Vanity Mirror, Ticket Holder, Lamp & Lid			
ACCESSORY SOCKETS (12V)	x2 Located on Instrument Panel & Rear of Centre Console Box			
ASSIST STRAP - RETRACTABLE TYPE	x4 with Coat Hanger on Right-Hand Rear Passenger Side			
AUDIO & MEDIA				
SOUND SYSTEM WITH STEERING WHEEL CONTROLS	7" Touch Screen SDA System (Apple CarPlay & Android Auto Compatible) AM / FM & DAB Radio			
SPEAKERS	6			
CENTRE CONSOLE TOUCH PAD COMMANDER	All Models – Compatible with Apple Car Play Only			
BLUETOOTH™ HANDS-FREE TELEPHONE SYSTEM WITH STEERING WHEEL CONTROLS & VOICE ACTIVATION	All Models			
CONNECTIVITY	USB Port x2 & with Wireless Bluetooth™ Audio Streaming			
FIN ANTENNA	Roof Mounted			
DIMENSIONS / WEIGHTS				
OVERALL LENGTH / WIDTH / HEIGHT	4,405 / 1,805 / 1,685 mm			
WHEEL BASE / TRACK FRONT / TRACK REAR	2,670 / 1,545 / 1,545 mm			
GROUND CLEARANCE	175 mm			
FRONT HEADROOM	1,003 mm			
REAR HEADROOM	947 mm	933 mm	947 mm	933 mm
TURNING CIRCLE	10.9 m			
KERB WEIGHT	1,490 kg		1,555 kg	
GROSS VEHICLE WEIGHT	2,100 kg			
TOWING BRAKED / UNBRAKED	1,600 / 750 kg			
CARGO VOLUME – 2ND ROW UP (TO TOP OF SEAT BACK)	374 L (VDA)			
CARGO VOLUME – 2ND ROW DOWN (TO TOP OF 1ST SEAT BACK)	653 L (VDA)			
CARGO ROOM WIDTH / HEIGHT	1,000 / 762 mm (SAE)			
CARGO ROOM LENGTH	594 mm (SAE)			

While we have made every effort to ensure that the specifications are correct at the time of printing, Mitsubishi product is constantly developing. We reserve the right to change the specifications, colours and prices of models and items within this brochure. For current specifications always contact your Mitsubishi dealer.

Fuel economy figures are based on the ADR 81 / 02 test for combined urban / extra urban driving. Please note that actual on-road fuel consumption and emissions will vary depending on traffic conditions, vehicle load and the individual's driving styles.



A VERY WELL MADE WARRANTY

There's no better protection for your new Mitsubishi than our **Diamond Advantage Warranty**. Whichever Mitsubishi* you see yourself in, wherever the road takes you, you'll be thoroughly covered from bumper to bumper.

Our **Diamond Advantage Warranty** comprises a **10 year/160,000 km powertrain warranty** that covers everything from engine to axle; a **5 year/130,000 km new vehicle warranty**; and **5 years Premium Roadside Assist**, which looks after you if the unexpected should happen. It's the warranty designed for complete peace of mind.

Visit **mmnz.co.nz** for terms and conditions