



**MITSUBISHI
MOTORS**

ECLIPSE CROSS



ECLIPSE CROSS

***ECLIPSES
EVERYTHING
ELSE***

» MODEL SHOWN Eclipse Cross VRX in Brilliant Red.

Like no other

Design isn't everything, it's more than that.

It's how something works.

How it looks.

How it feels.

How you feel when you experience it.

It's the alchemy that fuses new elements
to make a bold new vision.

Eclipse Cross combines concepts you've
never seen in an SUV.

One drive and you'll know they belong together.



» MODEL SHOWN Eclipse Cross VRX in Brilliant Red.

ECLIPSE CROSS



» ABSOLUTE SAFETY

The smartest, most advanced systems combine for class leading safety. It's an entirely new level of protection for you, your passengers and other road users.

» FULLY EQUIPPED

Eclipse Cross is appointed with intuitive, intelligent features that deliver connectivity, safety and a drive you've never experienced in an SUV.

» FAVOURS THE BOLD

Whether you see it gliding past on the road or you're seated within the sculpted interior, the strong design in every detail makes a striking impression.

» FOR LIVING

Eclipse Cross effortlessly accommodates the many demands of your life, from busy days that never seem to end to weekend adventures that fly by.

Once seen, never forgotten

There's no reason why driving can't be a creative experience.

Equally, no rules confine the SUV to traditional design.

Eclipse Cross is a vehicle you immediately notice. Sharp, distinctive contours and bold lines rake the exterior. Sunlight flames off the chrome blades and Brilliant Red paintwork.

The tail lights cut through the night like a neon beam.

The strong design continues through the cabin, where elegant surfaces and ergonomic function merge.

» MODEL SHOWN Eclipse Cross VRX in Brilliant Red.

Take control

Anything you ask of **Eclipse Cross**, it delivers.

The SUV versatility means you can work, exercise, enjoy the night in style and explore the country with ease. Because performance and efficiency matter as well, the new 1.5L MIVEC turbo petrol engine provides plenty of both. Despite its compact size, the engine produces 112kW of power and 254Nm of torque.


The view has never been so spectacular as it floods in through the Dual Sunroof on VRX.

» DUAL SUNROOF (RIGHT)

The countryside gliding overhead through the Dual Sunroof on VRX is a fitting accompaniment to the vehicle's memorable styling.

» KEYLESS OPERATION (BELOW)

It's easy to get into Eclipse Cross. The Keyless Operation System lets you unlock the doors and start driving without needing to take the keys from your pocket.



» MODEL SHOWN Eclipse Cross VRX in Brilliant Red.



The smartest interior

WITHIN THE SMOOTH LEATHER SEATS
ON VRX YOU'RE ENCLOSED BY
EYE-CATCHING PANELS, HOUSING
THE LATEST VEHICLE TECHNOLOGY.

» MODEL SHOWN Eclipse Cross VRX.



Higher intelligence

» MODEL SHOWN Eclipse Cross VRX in Brilliant Red.

Eclipse Cross is the hub for a suite of technologies that give you complete control of your drive and entertainment. All your key smartphone functions are incorporated: music, maps, messages and more. For safety and more intuitive use, you can use the Touch Pad Commander and voice command. On VRX, the Head-Up Display puts information in your line of sight, while the vehicle itself uses laser and camera systems to watch for and respond to danger all around you.



» HEAD-UP DISPLAY
All the important information about your drive is right where you need to look, directly ahead on the Head-Up Display (VRX only).

» SIGNATURE LEDS
You can identify an Eclipse Cross immediately at night, thanks to the vivid red LEDs arcing across the rear of the vehicle.



» TOUCH PAD
COMMANDER
Fingers on the Touch Pad Commander means more control of the Smartphone Link Display Audio System and more attention on the road.

Looking out for your safety



» MODEL SHOWN Eclipse Cross VRX in Brilliant Red.



The moment you start moving, **Eclipse Cross** starts monitoring your surroundings. If you drift from your lane or if a car is in your blind spot, **Eclipse Cross VRX** warns you. If the road conditions suddenly change, active intelligent traction and stability systems

restore you to a safe course.

If needed, 7 airbags and a high-tensile frame protect you from harm. If the vehicle ahead changes its speed, Adaptive Cruise Control on VRX instantly adjusts yours to match.

- » FORWARD COLLISION MITIGATION
Every model reacts to oncoming hazards, bringing you to a complete stop if necessary.
- » ADAPTIVE CRUISE CONTROL VRX
VRX matches your speed to the vehicle in front of you for smooth driving on the open road or in heavy traffic.





» SAFETY FROM EVERY
ANGLE
On VRX, the Multi Around View
Monitor gives you a bird's eye view
for safety in tight spaces.

Smart design in every detail

ECLIPSE CROSS BRINGS YOU FEATURES BEYOND THOSE YOU WOULD EXPECT FROM AN SUV.



» MODEL SHOWN Eclipse Cross VRX in Brilliant Red.



» (ABOVE) AUTOMATIC
HIGH BEAM
Your headlights react to low light conditions
and dip automatically for oncoming vehicles.

» (MIDDLE RIGHT)
SMARTPHONE CONNECTIVITY
Use your key smartphone apps with the
Smartphone Link Display Audio System.




» (ABOVE RIGHT) THE
PERFECT WHEELS
The machine-finish 18" alloy wheels echo the
sharp design that sets Eclipse Cross apart.


» (RIGHT) AT THE FIRST
SIGN OF RAIN
Rain-Sensing Wipers activate the moment
water hits the windscreen, letting you focus
on the drive.




Detailing




» CARDRONA




» ELECTRIC BLUE




» TITANIUM




» MOCHA



» AMETHYST BLACK



» STERLING SILVER



» BRILLIANT RED



» Eclipse Cross XLS in Mocha.

Eclipse Cross XLS

UNMISTAKABLE DESIGN AND AN IMPRESSIVE ARRAY OF INTELLIGENT FEATURES ARE STANDARD ON ECLIPSE CROSS XLS.



» Eclipse Cross XLS Cloth Trim.

2WD PETROL XLS AT A GLANCE:

- + 1.5L MIVEC Turbo Petrol Engine
- + 7.3L / 100km Fuel Economy
- + CVT Auto with 8-Speed Sports Mode and Paddle-Shift
- + 5-Star ANCAP Safety
- + 7" Smartphone Link Display Audio System
- + 18" Alloy Wheels
- + Rear View Camera
- + Touch Pad Commander
- + Forward Collision Mitigation
- + Keyless Operating System with Push-Button Start
- + Roof Rails
- + Lane Departure Warning



» Eclipse Cross VRX in Amethyst Black.

Eclipse Cross VRX

ENHANCED LUXURY AND SAFETY AND A BREATHTAKING DRIVING EXPERIENCE ARE BROUGHT TO YOU BY ECLIPSE CROSS VRX.



» Eclipse Cross VRX Leather Trim.

VRX INCLUDES ALL XLS FEATURES PLUS:

- + Leather Interior with Heated Front Seats and Driver's Power Assist
- + Multi Around View Monitor
- + Dual Sunroof
- + Adaptive Cruise Control
- + Blind Spot Warning with Lane Change Assist
- + Head-Up Display
- + Rear Cross Traffic Alert
- + Front and Rear Parking Sensors
- + LED Headlamps with Auto Levelling

Specifications

All Models	2WD XLS	2WD VRX
ENGINE		
ENGINE	1.5L MIVEC Turbo Petrol	
DISPLACEMENT	1,499 CC	
COMPRESSION RATIO	10.0	
MAX POWER DIN	112 kW @ 5,500 RPM	
MAX TORQUE DIN	254 Nm @ 2,000-3,500 RPM	
FUEL CONSUMPTION	7.3 L / 100 km	
CO ₂	169 G / km	
FUEL TANK SIZE	63 L	
TRANSMISSION		
TYPE	CVT with 8-Speed Sports Mode Paddle-Shift	
GEAR SHIFT LEVER	Leather	
SAFETY FEATURES		
AIRBAGS	Driver, Passenger, Side, Curtain & Driver's Knee	
BRAKING SAFETY SYSTEM	4-Wheel ABS with EBD & ASC	
BRAKE AUTO HOLD	All Models	
SMART BRAKE & BRAKE ASSIST	All Models	
ACTIVE TRACTION CONTROL ATC	All Models	
HILL START ASSIST	All Models	
EMERGENCY STOP SIGNAL	All Models	
ADJUSTABLE SPEED LIMITER	All Models	
SECURITY SYSTEM	Immobiliser & Alarm (Horn, Turn Lamps & Buzzer) with Hood Switch	
REVERSING CAMERA WITH DISPLAY ON AUDIO SCREEN	All Models	
MULTI AROUND VIEW MONITOR	-	Yes
REVERSE WARNING SENSORS	Available as Dealer Fit Option	Front & Rear
FRONT SEATBELTS WITH WARNING LAMP & BUZZER	3-Point with ELR x2, Pretensioner, Force Limiter & Adjustable Belt Anchor	
REAR SEATBELTS	3-Point with ELR & ALR, Pretensioner, Force Limiter x2, 3-Point Centre Belt with ELR x1	
CHILD SEAT RESTRAINTS	ISO-FIX x2 on 2nd Row of Seats & Tether Anchor x3	
CHILD PROOF LOCK ON REAR DOORS	All Models	
FORWARD COLLISION MITIGATION WITH PEDESTRIAN DETECTION	All Models	
LANE DEPARTURE WARNING	All Models	
ADAPTIVE CRUISE CONTROL	-	Yes
BLIND SPOT WARNING	-	Yes
REAR CROSS TRAFFIC ALERT	-	Yes
HEAD-UP DISPLAY	-	Yes
SUSPENSION		
FRONT	Macpherson Strut with Coil Spring & Stabiliser	
REAR	Multi-Link with Stabiliser	
STEERING		
POWER STEERING WITH TILT & TELESCOPIC ADJUST	Rack & Pinion Electronic Power Steering (EPS)	
STEERING WHEEL	Leather-Covered with Piano Black Detail. Integrated Cruise, Audio & Phone Controls	
BRAKES		
BRAKES	16" Discs, Ventilated on Front with Electric Type Park Brake	
WHEELS		
WHEEL TYPE / TYRES	18" Alloy Wheel / 225/55R18	
SPARE WHEEL	Space Saver	
EXTERIOR		
FRONT BUMPER & GRILLE	Advanced Dynamic Shield Face with Chrome Trim & Grill, Gloss Black Centre Panel & Lower Silver Garnish	
REAR BUMPER & SPLIT REAR WINDOWS	Body Colour with Black Lower Bumper, Lower Silver Garnish & Chrome Tailgate Garnish	
SIDE SKIRT & WHEEL ARCH OVERFENDER	Black Material Colour with Silver Side Door Garnish	
OPENING DUAL SUNROOF	-	Yes
HEADLAMPS	Halogen with Manual Levelling	LED with Auto Levelling
FRONT FOG LAMP & LED DAYTIME RUNNING LIGHTS	All Models	
TURN INDICATOR ON FRONT BUMPER & DOOR MIRRORS	All Models	
TAIL LIGHTS WITH LED STOP LAMP BUILT INTO SPLIT REAR WINDOW	All Models	

All Models	2WD XLS		2WD VRX
EXTERIOR			
REAR SPOILER	All Models		
ROOF RAILS	Integrated Style – Black		
BODY COLOUR DOOR MIRRORS	Heated with Turn Indicators & Fold-Away Function		
WINDOW BELT LINE MOULDING	Chrome		
TINTED PRIVACY GLASS	All Models		
DOOR FRAME BLACK OUT	All Models		
DOOR HANDLES	Body Colour		
INTERIOR			
SEAT TRIM FABRIC	Cloth	Leather Faced	
DRIVER’S SEAT	Manual Height, Tilt & Slide Adjuster	Heated with Power-Assisted Height, Tilt & Slide Adjuster	
FRONT PASSENGER SEAT	Manual Tilt & Slide Adjuster	Heated with Manual Height, Tilt & Slide Adjuster	
REAR SEATS	60 / 40 Split with Slide, Recline & Fold Function & Centre Armrest		
DOOR HANDLES	Chrome		
SILVER & CARBON EFFECT FRONT DOOR TRIM	Cloth Insert	Leatherette Insert	
GLOVEBOX	All Models		
LARGE TYPE FLOOR CONSOLE WITH ARMREST, 2X CUP HOLDERS & STORAGE TRAY	Leatherette Lid		
SEAT BACK POCKET	Front Passenger Seat	Driver & Front Passenger Seats	
CARGO FLOOR BOX WITH SUNGLASSES HOLDER	All Models		
TONNEAU COVER	All Models		
COMFORT & CONVENIENCE ITEMS			
SPEEDO & TACHO WITH DIMMER & SILVER GARNISH	All Models		
MULTI DISPLAY METER WITH TRIP COMPUTER	Colour LCD		
BUZZER & WARNING LIGHTS	Front Seat Belts, Door & Tailgate Open		
CENTRAL LOCKING	Keyless Operating System & Keyless Entry with Lock / Unlock Button on Front Doors – 2 Transmitters		
START SYSTEM	Push-Button Start / Stop		
ELECTRIC WINDOWS	Front & Rear (Driver Auto Up & Down) with Key-Off Timer		
AUTOMATIC RAIN-SENSING FRONT WIPERS	All Models		
AUTOMATIC LIGHT-SENSING HEADLAMPS WITH AUTO HIGH BEAM	All Models		
HEADLAMP MONITOR WITH AUTO SHUT OFF	All Models		
HEATER & AIR CONDITIONING WITH AIR FILTER	Automatic Climate Control	Dual-Zone Climate Control	
INTERIOR MIRROR	Day / Night Type	Auto Dimming	
SUN VISOR	Driver's & Front Passenger Sun Visor with Vanity Mirror, Ticket Holder, Lamp & Lid		
ACCESSORY SOCKETS	x2 Located on Instrument Panel & Rear of Centre Console Box		
ASSIST STRAP - RETRACTABLE TYPE	x4 with Coat Hanger on Right-Hand Rear Passenger Side		
AUDIO & MEDIA			
SOUND SYSTEM WITH STEERING WHEEL CONTROLS	7” Touch Screen SDA System (Apple CarPlay & Android Auto Compatible) AM / FM & DAB Radio		
SPEAKERS	6		
CENTRE CONSOLE TOUCH PAD COMMANDER	All Models		
BLUETOOTH™ HANDS-FREE TELEPHONE SYSTEM WITH STEERING WHEEL CONTROLS & VOICE ACTIVATION	All Models		
CONNECTIVITY	USB Port x2 & with Wireless Bluetooth™ Audio Streaming		
FIN ANTENNA	Roof Mounted		
DIMENSIONS / WEIGHTS			
OVERALL LENGTH / WIDTH / HEIGHT	4,405 / 1,805 / 1,685 mm		
WHEEL BASE / TRACK FRONT / TRACK REAR	2,670 / 1,545 / 1,545 mm		
GROUND CLEARANCE	175 mm		
FRONT HEADROOM	1003 mm		
REAR HEADROOM	940 mm	930 mm (with sunroof)	
TURNING CIRCLE	10.9 m		
KERB WEIGHT	1,490 kg		
GROSS VEHICLE WEIGHT	2,100 kg		
TOWING BRAKED / UNBRAKED	1,600 / 750 kg		
CARGO VOLUME – 2ND ROW UP (TO TOP OF SEAT BACK)	374 L (VDA)		
CARGO VOLUME – 2ND ROW DOWN (TO TOP OF 1ST SEAT BACK)	653 L (VDA)		
CARGO ROOM WIDTH / HEIGHT	1,000 / 762 mm (SAE)		
CARGO ROOM LENGTH	594 mm (SAE)		

While we have made every effort to ensure that the specifications are correct at the time of printing, Mitsubishi product is constantly developing. We reserve the right to change the specifications, colours and prices of models and items within this brochure. For current specifications always contact your Mitsubishi dealer.

Fuel economy figures are based on the ADR 81 / 02 test for combined urban / extra urban driving. Please note that actual on-road fuel consumption and emissions will vary depending on traffic conditions, vehicle load and the individual's driving styles.

10 | 5 YEAR YEAR

DIAMOND ADVANTAGE

NEW ZEALAND'S BEST
NEW CAR WARRANTY AND
CUSTOMER CARE

A VERY WELL MADE WARRANTY

There's no better protection for your new Mitsubishi than our **Diamond Advantage Warranty**. In fact, there's no better new vehicle warranty available in New Zealand. Whichever Mitsubishi* you see yourself in, wherever the road takes you, you'll be thoroughly covered from bumper to bumper.

Our **Diamond Advantage Warranty** comprises a **10 year/160,000 km powertrain warranty** that covers everything from engine to axle; a **5 year/130,000 km new vehicle warranty**; and **5 years Premium Roadside Assist**, which looks after you if the unexpected should happen. It's the warranty designed for complete peace of mind.

Visit **mmnz.co.nz** for terms and conditions

*Excludes Plug-in Hybrid Electric Vehicles

MMNZ4624_DEC17