



MITSUBISHI
MOTORS



LANCER

Take the long way.

WHAT'S AN EXTRA HALF AN HOUR?
LIFE ASKS SO MUCH, IT MIGHT BE TIME
TO TAKE A LITTLE BACK.
GO ON, TAKE THE ROAD LESS TRAVELLED
BUT OFTEN DREAMT ABOUT.
POINT INTO THE TURNS, POWER OUT.
LEAVE THE WORLD AND ITS WORRIES BEHIND.
LET THE LONG BLACK RIBBON LEAD YOU TO WHERE
IT'S JUST YOU AND YOUR LANCER.
EVERYTHING ELSE WILL JUST HAVE TO WAIT.



LANCER

*Calling all
drivers.*



» MODEL SHOWN Lancer GSR SEDAN in Cardrona.

LANCER



» MODEL SHOWN Lancer GSR

» THE CAR THAT LOVES THE ROAD

Whether you enjoy driving or you value the safety that comes with precise handling, **Lancer** is a car best appreciated on the road. Engine, transmission, traction systems and driver work as one for a ride that's sure-footed and exciting.

» SAFETY FIRST

Keeping you and your family safe is another area where **Lancer** really performs. You're surrounded by 7 airbags and kept in line by the integrated traction systems. It's a very safe way to travel, easily earning a 5 star safety rating.


» ARRIVE IN COMFORT

In **Lancer** you'll enjoy total comfort, however long the drive. The features you need are on board, with ample room for whatever the outing demands. When more room is called for, the **Lancer** Hatch is spacious and versatile.

» THE LANCER LEGACY

The firm, responsive drive you enjoy in **Lancer** has been sharpened over years of racing and development. Many of **Lancer's** components can be found under the bonnets and in the bodies of world-beating vehicles.

Safer for everyone



FROM THE WAY IT HELPS YOU TO AVOID HAZARDS TO THE MANY AIRBAGS ON BOARD, LANCER IS A VERY SAFE CHOICE, WITH A 5 STAR SAFETY RATING TO BACK IT UP.

Safety is at the centre of **Lancer's** design. The rigid body dissipates energy away from the occupants and contains 7 airbags, including driver's knee and side curtain airbags. To keep you safely in your seat, the pretensioning front seat belts use force limiters for another level of protection.

To avoid hazards altogether, every **Lancer** features Active Stability Control and Active Traction Control. When you really need the brakes, they'll come to your aid. The sensors respond immediately and apply the ABS to each wheel as conditions demand. Electronic Brakeforce Distribution (EBD) increases brake pressure on the rear wheels to keep your braking sharp. Combined with **Lancer's** responsive handling, it makes for a very safe drive indeed.



» MODEL SHOWN Lancer CSR HATCH in Sterling Silver.



For the joy of driving

EVERY ASPECT OF LANCER'S DESIGN, ENGINEERING AND STYLING IS ABOUT DELIVERING A GREAT DRIVING EXPERIENCE.



Beneath the bonnet is the legendary 2.0L MIVEC engine. Variable valve technology uses fuel efficiently, while aluminium construction reduces weight. The result is 109kW of responsive power you'll certainly feel.

The INVECS III transmission adapts to your driving style and lets you select the ratios you want with the 6-speed Sports Mode setting. Continuously Variable Transmission (CVT) technology ensures you'll always have smooth acceleration and the right balance of power and efficiency.

Lancer's body is rigid where it counts for sharp handling. Race-honed steering and suspension systems work together with the Active Traction Control and Active Stability Control for road holding that's precise and very safe. You'll have serious stopping power from the 4-channel, 4-sensor intelligent brakes with ABS.

Even before you get in, the chiselled bodywork implies a vehicle that drives well.

Always a pleasure

ALL THE SMART FEATURES, SPACE AND COMFORT YOU COULD WANT ARE ON BOARD. LANCER HATCH HOLDS EVEN MORE.

From behind the wheel you're in complete control of the audio system and reversing camera on the large touchscreen beside you. Buttons for the cruise control and handsfree Bluetooth™ are on the steering wheel, which tilts for the perfect position.

The supportive seats ensure every passenger is kept comfortable, even on the longest drive.

Anything you need to carry is easily accommodated in the boot, or by lowering the split-fold back seats. **Lancer** Hatch gives you the perfect balance of performance and space with its expansive boot and large tailgate.



» MODEL SHOWN Lancer GSR HATCH in Sterling Silver.



» EVERYTHING'S ON SCREEN
The touchscreen shows you the reversing camera and houses the controls for the audio system.



» PHONE CALLS MADE EASY
No disruptions to your drive, thanks to handsfree Bluetooth™.





» Lancer GSR Sedan in Electric Blue.

Lancer Sedan

BOTH MODELS OF SEDAN OFFER THE SIGNATURE LANCER DRIVING EXPERIENCE AND THE LEVEL OF LUXURY THAT SUITS YOU.



» Lancer cloth trim.

LANCER LS AT A GLANCE:

- + 2.0L MIVEC Engine
- + 7.0L / 100km Fuel Economy
- + 6.1" Touchscreen Display Audio
- + Bluetooth™ Handsfree Phone System with Steering Wheel Controls + Voice Activation
- + Reversing Camera
- + Automatic Air Conditioning
- + 7 Airbags
- + LED Daytime Running Lights

CSR INCLUDES ALL LS FEATURES PLUS:

- + 16" Machine-Finished Alloy Wheels
- + Front Fog Lamps
- + 6-Speaker Sound System
- + Rear Spoiler
- + Side Skirts
- + Leather-Wrapped Steering Wheel
- + Privacy Glass



» Lancer GSR Hatch in Sterling Silver.

Lancer Hatch

ENJOY VERSATILITY AND EXTRA SPACE WITHOUT SACRIFICING AN INCH OF DRIVING ABILITY. LANCER HATCH GIVES YOU THE BEST OF BOTH WORLDS.



» Lancer cloth trim.

LANCER LS AT A GLANCE:

- + 2.0L MIVEC Engine
- + 7.2L / 100km Fuel Economy
- + 6.1" Touchscreen Display Audio
- + Bluetooth™ Handsfree Phone System with Steering Wheel Controls + Voice Activation
- + Reversing Camera
- + Rear Spoiler
- + Automatic Air Conditioning
- + 7 Airbags
- + LED Daytime Running Lights

CSR INCLUDES ALL LS FEATURES PLUS:

- + 16" Machine-Finished Alloy Wheels
- + Front Fog Lamps
- + 6-Speaker Sound System
- + Side Skirts
- + Leather-Wrapped Steering Wheel
- + Privacy Glass

Specifications


	LS SEDAN		LS HATCH		GSR SEDAN		GSR HATCH		
ENGINE									
ENGINE		2.0L DOHC MIVEC Petrol							
MAX POWER		109 @ 6,000 kW @ RPM							
MAX TORQUE		197 @ 4,200 Nm @ RPM							
FUEL CONSUMPTION		7.0 L / 100 KM		7.2 L / 100 KM		7.0 L / 100 KM		7.2 L / 100 KM	
CO ₂		162 G / 100 KM		167 G / 100 KM		162 G / 100 KM		167 G / 100 KM	
FUEL TANK		59 L							
TRANSMISSION									
TYPE		CVT with Sports Mode							
SAFETY									
AIRBAGS		Dual-Stage Airbags (Driver, Front Passenger, Driver's Knee) – Side & Curtain							
BRAKING SAFETY SYSTEM		4-Wheel ABS with EBD & ASC							
SMART BRAKE & BRAKE ASSIST		All Models							
ACTIVE TRACTION CONTROL		All Models							
HILL START ASSIST		All Models							
SECURITY SYSTEM		Immobiliser							
EMERGENCY STOP SIGNAL		All Models							
REVERSING CAMERA WITH DISPLAY ON AUDIO SCREEN		All Models							
FRONT SEAT BELTS WITH WARNING LAMP & BUZZER		3-Point with ELR x 2, Pretensioners, Force Limiters & Adjustable Belt Anchors							
REAR SEAT BELTS		3-Point with ELR & ALR x 2, 3-Point Centre Belt with ELR x 1							
CHILD SEAT RESTRAINTS		ISOFIX on Rear Seats with Tether Anchors x 3							
CHILD-PROOF LOCKS ON REAR DOORS		All Models							
SUSPENSION									
FRONT		Macpherson Strut with Coil Spring & Stabiliser							
REAR		Multi-Link Coil Spring							
STEERING									
HYDRAULIC POWER STEERING WITH TILT ADJUST		Urethane Wheel with Cruise Control, Audio Controls & Bluetooth™ Handsfree Phone Controls				Leather Wheel with Cruise Control, Audio Controls & Bluetooth™ Handsfree Phone Controls			
WHEELS									
WHEEL TYPE		16" Steel Wheel with Cover				16" Multi-Spoke Alloy – Black & Machine-Finished			
TYRES (FRONT & REAR)		205 / 60R16							
SPARE WHEEL WITH JACK & TOOL SET		Steel Space Saver							
FRONT / REAR BRAKES		Ventilated 15" Disc / 14" Disc							
INTERIOR									
SEATING CAPACITY – PERSONS		5							
SEAT TRIM		Sports Black Cloth							
DRIVER'S SEAT		Manual Height, Tilt, Slide Adjuster							
PASSENGER'S SEAT		Manual Tilt, Slide Adjuster							
REAR SEATS 60:40 SPLIT FOLDING WITH ARMREST		All Models							
CARPET WITH DRIVER'S HEEL PAD		All Models							
FOOT PEDALS		Standard Type							

	LS SEDAN	LS HATCH	GSR SEDAN	GSR HATCH
EXTERIOR				
FRONT BUMPER & GRILL	Sporty Style with Body Colour Centre Panel & Upper & Lower Chrome Grille Surround			
SIDE SKIRTS	–		Yes	
HEADLAMPS	Halogen			
FOG LAMPS	–		Yes	
LED DAYTIME RUNNING LIGHTS	All Models			
REAR SPOILER	Hatch Only		Standard	
ELECTRIC DOOR MIRRORS – BODY COLOUR	Standard Type			
WINDOWS	–		Privacy Glass on GSR Only	
TAILPIPE	Single		Single with Chrome Extension	
COMFORT & CONVENIENCE				
MULTI-DISPLAY METER WITH TRIP COMPUTER	Monochrome			
BUZZERS & WARNING LIGHTS	Front Seat Belts & Door Open			
CRUISE CONTROL	All Models			
CENTRAL LOCKING	Keyless Entry			
WINDSCREEN WIPER, 2-SPEED WITH VARIABLE INTERMITTENT	Manual			
HEATER & AIR CONDITIONING WITH FILTER	Automatic Climate Control			
INTERIOR MIRROR	Day / Night Type			
AUDIO & MEDIA				
SOUND SYSTEM WITH STEERING WHEEL CONTROLS	6.1" Touchscreen Display Audio AM / FM, 1 CD, MP3, USB. Hi Power 35W x 4CH, 4 Speakers		6.1" Touchscreen Display Audio AM / FM, 1 CD, MP3, USB. Hi Power 35W x 4CH, 6 Speakers (2 Tweeter)	
BLUETOOTH™ HANDSFREE PHONE SYSTEM WITH STEERING WHEEL CONTROLS & VOICE ACTIVATION	All Models			
CONNECTIVITY	USB & iPod Control with Wireless Bluetooth™ Audio Streaming			
DIMENSIONS / WEIGHTS				
OVERALL LENGTH/WIDTH/HEIGHT	4,570 / 1,760 / 1,490 mm	4,585 / 1,760 / 1,515 mm	4,570 / 1,760 / 1,490 mm	4,585 / 1,760 / 1,515 mm
WHEEL BASE	2,635 mm			
TRACK FRONT & REAR	1,530 mm			
TURNING CIRCLE	10 m			
KERB WEIGHT	1,335 kg	1,385 kg	1,355 kg	1,405 kg
GROSS VEHICLE WEIGHT	1,850 kg	1,900 kg	1,850 kg	1,900 kg
TOWING BRAKED / UNBRAKED	1,000 / 550 kg			
TRUNK CAPACITY	400 L (VDA)	344 L (VDA)	400 L (VDA)	344 L (VDA)
CARGO CAPACITY WITH REAR SEAT FOLDED	–	635 L (VDA)	–	635 L (VDA)


While we have made every effort to ensure that the specifications are correct at the time of printing, Mitsubishi product is constantly developing. We reserve the right to change the specifications, colours and prices of models and items within this brochure. For current specifications always contact your Mitsubishi dealer.

Fuel economy figures are based on the ADR 81/02 test for combined urban/extra urban driving. Please note that actual on-road fuel consumption and emissions will vary depending on traffic conditions, vehicle load and the individuals' driving styles.


Detailing




» AMETHYST BLACK




» STERLING SILVER




» CARDRONA



» ROSE RED



» ELECTRIC BLUE



» TITANIUM

Add extra features
to personalise your
Lancer



» TOW BAR



» CHROME DOOR HANDLES



» EXHAUST EXTENSION



» WEATHERSHIELD



» CHROME SCUFF PLATE



» BOOT CARGO LINER



» BOOT CARGO NET



» FLOOR MATS

A proud lineage

THE LANCER YOU DRIVE TODAY SHARES MUCH OF ITS
TECHNOLOGY WITH LEGENDARY RACING MODELS.

Ever since it launched in the early 1970s, Lancer has lent itself well to racing. Nimble, adaptable and reliable, it was the vehicle that propelled Japanese engineering into the world rallying spotlight.

With each incarnation of the badge, a new performance variant gained respect on the streets and acclaim on the track. When the Evolution series began in 1992, Lancer had the world's attention and rewrote the rules about what a 4-door family sedan can do.

Every model outdid its predecessor. Every rally season saw many wins going Lancer's way. Few vehicles have ever dominated the podium like Lancer.

The engine, steering, suspension and brake technology that powered these cars to victory makes your drive as sharp and enjoyable as possible.



10 | 5 YEAR YEAR

DIAMOND ADVANTAGE

NEW ZEALAND'S BEST
NEW CAR WARRANTY AND
CUSTOMER CARE

A VERY WELL MADE WARRANTY

There's no better protection for your new Mitsubishi than our **Diamond Advantage Warranty**. In fact, there's no better new vehicle warranty available in New Zealand. Whichever Mitsubishi* you see yourself in, wherever the road takes you, you'll be thoroughly covered from bumper to bumper.

Our **Diamond Advantage Warranty** comprises a **10 year/160,000 km powertrain warranty** that covers everything from engine to axle; a **5 year/130,000 km new vehicle warranty**; and **5 years Premium Roadside Assist**, which looks after you if the unexpected should happen. It's the warranty designed for complete peace of mind.

Visit **mmnz.co.nz** for terms and conditions