



**MITSUBISHI
MOTORS**

TRITON

Unleash the beast.

SOME DAYS YOU JUST HAVE TO DOWN TOOLS,
GEAR UP AND GET OUT THERE.

FORGET THE WEATHER, THIS IS NEW ZEALAND.

ANY MUD YOU ENCOUNTER WILL BE WORN
WITH PRIDE.

ANYWAY, NEW TRITON WAS BRED TO HANDLE
MOTHER NATURE'S MEANEST MOODS.

IT'S PERFECTLY ADAPTED FOR THE WILD.

WITH ADVANCED SAFETY FEATURES, IT WATCHES
OTHER VEHICLES LIKE A HAWK.

THE MUSCULAR FRONT END IS PERMANENTLY
SET IN BEAST MODE.

AROUND HERE, IT'S THE ONLY WAY TO GO.





Triton.
Work hard,
play harder.

» MODEL SHOWN Triton 4WD VRX in Graphite Grey.

TRITON



» MODEL SHOWN Triton GLS 4WD Black Edition in Pitch Black with optional accessories.

» POWER ON

The heart of the beast is a powerful turbo diesel. You can tow, go bush and tackle any job no sweat.

» THE RIGHT SAFETY GEAR

New **Triton** takes you anywhere and it's got you covered in all conditions, with advanced, intelligent safety systems that easily earn 5 stars.

» NO ROAD NECESSARY

Where many utes stop short, New **Triton** keeps going. There's super-low range that lets you crawl like a tractor and a 4WD high range you can even use on the highway. It's all backed by New Zealand's best Powertrain Warranty.

» BUILT TO WORK, AND UNWIND

From tray configurations to turning circle, **Triton** is designed with hard work in mind. It's also very well-appointed and a welcome comfort at the end of a long day.

4WD you can count on

THE RIGHT 4WD SYSTEM CAN BE A REAL LIFE SAVER. NEW TRITON USES THE BEST SYSTEM WE'VE EVER BUILT, AND THAT'S SAYING SOMETHING.

If building world-beating 4-wheel drives for the Dakar Rally taught us anything, it's that you need to over-engineer. You need to be prepared for conditions you've never encountered before. With **Triton**, you will be.



On **4WD GLX-R**, **GLS Black Edition** and **VRX** models, the Super Select 4WD system gives you easy access to the settings you need. The centre diff lock gives you a 50/50 torque split for maximum traction.

You will appreciate **Triton's** ability to use 4WD high range on the open road. You can even switch it on at speeds of up to 100km/h. Try that in another vehicle and you could kiss goodbye to your diff and your warranty.

With Off Road Mode on Super Select just dial in Gravel, Sand, Mud/Snow or Rock and crawl up, or straight through whatever's in the way. Steep downhill are safely controlled with Hill Descent.

4WD GLX use Easy Select, which lets you shift between 2WD and 4WD settings while on the move.

You might not need to take a full crew and a big load up a seemingly unscaleable slope. But you can.



» MODEL SHOWN Triton VRX 4WD in Sunflare Orange.



THE BEST WARRANTY ON, OR OFF-ROAD.

It's a testament to **Triton's** construction that it's covered by New Zealand's best Powertrain Warranty. The entire drivetrain is covered for 10 years / 160,000 km, with a 5 year / 130,000 km new vehicle warranty and 5 years Premium Roadside Assist. It's got your back wherever you go, which could be a lot of places.

Boldly tow

OUTPUT IS A MAJOR FACTOR IN CHOOSING THE RIGHT UTE. ON NEW TRITON, POWER AND TORQUE ARE AS HIGH AS YOU'LL NEED, WHICH YOU'LL APPRECIATE WHEN YOU'VE GOT A BIG LOAD ON THE TOW BALL.

You could choose a thumping big engine with a fuel bill to match, or take a smarter, more athletic approach to power.

Triton uses an all-alloy, intercooled, Direct Injection Diesel with such a high output you'd be surprised to know it's a 2.4L 4-cylinder. You'll have 135kW of power and a huge 437Nm of very useable torque at your command. The other important number is the 3.5 tonne braked towing capacity on 4WD Double Cab models*.

Trailer Stability Assist keeps any size load in line. The efficiency is just as impressive. **Triton** returns first-rate economy figures between 8.3L and 8.6L per 100km across the range.

The other big consideration is the transmission. The 6-speed automatic incorporates Sports Mode that lets you drive it like a manual, with near-instantaneous shifts.



*3.5t towing capacity applies to Double Cab 4WD models only. It is only possible with a 3 axle braked trailer, towball vertical load of no greater than 4% and an approved MMNZ towbar.

» MODEL SHOWN Triton VRX 4WD in Sunflare Orange.

Adventure in comfort.

YOUR TRITON CAN HANDLE ANYTHING THE WORK DAY DEMANDS. WHEN THE DAY'S DONE, IT LETS YOU GET AWAY FROM IT ALL IN TOTAL COMFORT.



New **Triton** is very adaptable. You can choose the best configuration of tray and cab for whatever you need to do. Both Chassis and Wellside models give you a big carrying area and capacity. On Club Cab models, rear-opening doors make it easy for occupants to get out with their gear.

Another area where **Triton** really delivers is comfort. All models feature well-sprung, supportive front bucket seats.

The driver has fingertip control of the audio system, cruise control and handsfree Bluetooth™ from the steering wheel. Club Cab and Double Cab models feature Smartphone Link Display Audio (SDA). Whether you're on Android or Apple, the SDA System makes total connectivity effortless. Simply plug your phone in and use voice commands to activate music, send messages, make phone calls and access maps from your phone.

All Wellside models have a reversing camera – a real help with hooking up a trailer or parking in a tight spot, which is no sweat with the 11.8 metre turning circle.

Chilly mornings and baking hot summers are dealt with by the dual-zone climate control on selected models along with heated seats on **VRX**. There's no more fishing around for keys, thanks to keyless entry and push-button start on **VRX** and **GLS Black Edition** models.



» **SMARTPHONE LINK DISPLAY AUDIO**
Make calls, send messages, use maps, play music and more from your smartphone. Smartphone Link Display Audio available on Club Cab and Double Cab models.

Safety, tick

THERE ARE MANY PLACES TRITON CAN TAKE YOU TO. WHEREVER YOU GO, YOUR SAFETY IS WELL AND TRULY TAKEN CARE OF.

Hard work aside, the other job New **Triton** is designed for is to protect its occupants.

The chassis is very rigid so it absorbs energy better and improves handling.

The latest intelligent safety features make New **Triton** even safer. On selected models Lane Departure Warning will alert you if you're drifting out of your lane, while Forward Collision Mitigation reacts to the vehicle in front.

To keep you safer when you're reversing, Multi-Around View Monitor on **VRX 4WD** gives you a bird's eye view of what's around the vehicle.

Within the body, there are 7 airbags and pre-tensioning front seat belts. Even your trailer is safe, with Trailer Stability Assist on all models.




» [LEFT] DAYTIME RUNNING LIGHTS
Better visibility and smart looks from daytime running lights on all models (LEDs on GLX-R, GLS Black Edition and VRX).

» [BELOW] RAIN-SENSING WIPERS
The moment the rain falls, your wipers activate automatically on selected models.



All loaded up

NEW TRITON HAS ALL THE GEAR YOU NEED FOR ANY SITUATION.



» [ABOVE LEFT] KEY FOB
Central locking and immobiliser keep you on the safe side.

» [ABOVE] BIRD'S EYE VIEW
The Multi-Around View Monitor on VRX 4WD clearly shows all obstacles around the vehicle.

» [LEFT] LEATHER SEATS
VRX is as comfortable as it gets with smart leather seats, the driver's and front passenger's are even heated.

» [BOTTOM LEFT] ONE-TOUCH START
Just press the button to start up and go on GLS Black Edition and VRX models.

Detailing

Add extra features to personalise your New Triton



» 18 INCH ALLOY WHEELS



» WEATHERSHIELD



» FRONT PROTECTION BAR



» FRONT BUMPER UNDER GARNISH



» HOOD PROTECTOR



» HEADLAMP PROTECTOR



» DECK LINER



» SNORKEL




» NUDGE BAR




» MODEL SHOWN Triton VRX 2WD Black Edition in Pitch Black with optional accessories.


Colours




» SUNFLARE ORANGE



» STERLING SILVER




» PITCH BLACK




» INFERNO



» CARDRONA



» IMPULSE BLUE



» GRAPHITE GREY



» WHITE DIAMOND*

*Accessories shown on overseas model

*Only available on VRX and GLS Black Edition.

Triton Single Cab



2WD GLX CHASSIS

- + 6-Speed Automatic with Sports Mode
- + 2.4L MIVEC Intercooled Turbo Diesel Engine
- + Daytime Running Lights
- + Air Conditioning
- + 7 Airbags, ABS, EBD, ASC + ATC
- + Handsfree Bluetooth™ & Cruise Control
- + Keyless Entry

- + 6 Inch Touchscreen Audio with USB Port
- + 16 Inch Steel Wheels
- + Payload – 1,140kg
- + Braked Towing Capacity 2,500kg
- + 8.3 L/100km Fuel Economy

4WD GLX CHASSIS

- + 6-Speed Automatic with Sports Mode
- + 2.4L MIVEC Intercooled Turbo Diesel Engine
- + 7 Airbags, ABS, EBD, ASC + ATC
- + Handsfree Bluetooth™ & Cruise Control
- + Daytime Running Lights
- + Air Conditioning
- + Keyless Entry

- + 6 Inch Touchscreen Audio with USB Port
- + Easy Select 4WD System
- + 17 Inch Steel Wheels
- + Payload – 1,220kg
- + Braked Towing Capacity 3,000kg
- + 8.6 L/100km Fuel Economy

Triton Club Cab



4WD GLX CHASSIS

- + Easy Select 4WD System
- + 6-Speed Automatic with Sports Mode
- + 2.4L MIVEC Intercooled Turbo Diesel Engine
- + Forward Collision Mitigation & Lane Departure Warning
- + 7 Airbags, ABS, EBD, ASC + ATC
- + Keyless Entry
- + Handsfree Bluetooth™ & Cruise Control
- + Air Conditioning
- + Payload – 1,135kg

- + 16 Inch Alloy Wheels
- + 245/70R16 All-Terrain Tyres
- + Daytime Running Lights
- + Dusk-Sensing Headlights & Rain-Sensing Wipers
- + 7 Inch Touch Screen Smartphone Link Display (SDA) system
- + Braked Towing Capacity 3,000kg
- + 8.6 L/100km Fuel Economy

4WD GLX WELLSIDE

- + Easy Select 4WD System
- + 6 Speed Automatic with Sports Mode
- + 2.4L MIVEC Intercooled Turbo Diesel Engine
- + Forward Collision Mitigation & Lane Departure Warning
- + 7 Inch Touch Screen Smartphone Link Display (SDA) system
- + Reversing Camera
- + 7 Airbags, ABS, EBD, ASC + ATC
- + Handsfree Bluetooth™ & Cruise Control

- + Automatic Climate Control
- + Payload – 985kg
- + Daytime Running Lights
- + Rear Diff Lock
- + Dusk-Sensing Headlights & Rain-Sensing Wipers
- + 16 Inch Alloy Wheels
- + 245/70R16 All-Terrain Tyres
- + Braked Towing Capacity 3,000kg
- + 8.6 L/100km Fuel Economy

Triton Double Cab



2WD GLX WELLSIDE

- + 6-Speed Automatic with Sports Mode
- + 2.4L MIVEC Intercooled Turbo Diesel Engine
- + Forward Collision Mitigation & Lane Departure Warning
- + 7 Inch Touchscreen Smartphone Link Display Audio (SDA) System
- + Reversing Camera
- + 7 Airbags, ABS, EBD, ASC + ATC
- + Automatic Climate Control

- + Handsfree Bluetooth™ & Cruise Control
- + Payload – 980kg
- + Daytime Running Lights
- + Dusk-Sensing Headlights & Rain-Sensing Wipers
- + 16 Inch Alloy Wheels
- + Braked Towing Capacity 3,000kg
- + 8.4 L/100km Fuel Economy

2WD GLX-R WELLSIDE

- + 6-Speed Automatic with Sports Mode
- + 2.4L MIVEC Intercooled Turbo Diesel Engine
- + Forward Collision Mitigation & Lane Departure Warning
- + 7 Inch Touch Screen Smartphone Link Display Audio (SDA) System
- + Reversing Camera
- + 18 Inch Alloy Wheels
- + 7 airbags, ABS, EBD, ASC + ATC
- + Privacy Glass

- + Carpet
- + Alloy Side Step
- + Dual Zone Climate Control
- + LED Headlights & Daytime Running Lights with Front Fog Lamps
- + Front & Rear Parking sensors
- + Payload – 935kg
- + Braked Towing Capacity 3,000kg
- + 8.4 L/100km Fuel Economy

Triton Double Cab



2WD VRX BLACK EDITION WELLSIDE

- + Black Body Kit Including: Black Dynamic Shield, Black Grille, Black Side Step, Black Door Mirrors, Black Handles & Tailgate Garnish
- + 18 Inch Black Alloy Wheels
- + 2.4L MIVEC Intercooled Turbo Diesel Engine
- + 6-Speed Automatic with Sports Mode & Paddle-Shift
- + Forward Collision Mitigation & Lane Departure Warning

- + Leather-Appointed Seats with Front Heated & Driver's Powered
- + LED Headlights & Daytime Running Lights with Front Fog Lamps
- + Keyless Operation System with One-Touch Push-Button Start
- + Dual-Zone Climate Control
- + Front and Rear Parking Sensors
- + Payload – 925kg
- + Braked Towing Capacity 3,000kg
- + 8.4 L/100km Fuel Economy

4WD GLX CHASSIS

- + Easy Select 4WD System
- + 6-Speed Automatic with Sports Mode
- + 2.4L MIVEC Intercooled Turbo Diesel Engine
- + Rear Diff Lock
- + Forward Collision Mitigation & Lane Departure Warning
- + 7 Inch Touch Screen Smartphone Link Display (SDA) system
- + 7 Airbags, ABS, EBD, ASC + ATC
- + Keyless Entry

- + Handsfree Bluetooth™ & Cruise Control
- + Air Conditioning
- + Payload – 1,100kg
- + Daytime Running Lights
- + 16 Inch Alloy Wheels
- + 245/70R16 All-Terrain Tyres
- + Braked Towing Capacity 3,500kg
- + 8.6 L/100km Fuel Economy

4WD GLX WELLSIDE

- + Easy Select 4WD System
- + 6-Speed Automatic with Sports Mode
- + 2.4L MIVEC Intercooled Turbo Diesel Engine
- + Forward Collision Mitigation & Lane Departure Warning
- + 7 Inch Touchscreen Smartphone Link Display Audio (SDA) System
- + Reversing Camera
- + 7 Airbags, ABS, EBD, ASC + ATC
- + Handsfree Bluetooth™ & Cruise Control

- + Automatic Climate Control
- + Payload – 960kg
- + Daytime Running Lights
- + Rear Diff Lock
- + LED Dusk-Sensing Headlights & Rain-Sensing Wipers
- + 16 Inch Alloy Wheels
- + 245/70R16 All-Terrain Tyres
- + Braked Towing Capacity 3,500kg
- + 8.6 L/100km Fuel Economy

4WD GLX-R WELLSIDE

- + Super Select 4WD System with Off-Road Mode & Hill Decent Control
- + 6-Speed Automatic with Sports Mode
- + 2.4L MIVEC Intercooled Turbo Diesel Engine
- + Forward Collision Mitigation & Lane Departure Warning
- + 7 Inch Touch Screen Smartphone Link Display Audio (SDA) System
- + Reversing Camera
- + 18 Inch Alloy Wheels
- + 7 airbags, ABS, EBD, ASC + ATC

- + Privacy Glass
- + Carpet
- + Alloy Side Step
- + Dual Zone Climate Control
- + LED Headlights & Daytime Running Lights with Front Fog Lamps
- + Front & Rear Parking sensors
- + Payload – 910kg
- + Braked Towing Capacity 3,500kg
- + 8.6 L/100km Fuel Economy

4WD GLS BLACK EDITION WELLSIDE

- + Black Body Kit Including: Black Dynamic Shield, Black Grille, Black Side Step, Black Door Mirrors, Black Handles & Tailgate Garnish
- + 18 Inch Black Alloy Wheels
- + Super Select 4WD System with Off-Road Mode & Hill Decent Control
- + 7 Inch Touch Screen Smartphone Link Display Audio (SDA) System
- + 2.4L MIVEC Intercooled Turbo Diesel Engine
- + Dual-Zone Climate Control

- + Forward Collision Mitigation & Lane Departure Warning
- + 6-Speed Automatic with Sports Mode
- + LED Headlights & Daytime Running Lights with Front Fog Lamps
- + Keyless Operation System with One-Touch Push-Button Start
- + Front and Rear Parking Sensors
- + Payload – 910kg
- + Braked Towing Capacity 3,500kg
- + 8.4 L/100km Fuel Economy

4WD VRX WELLSIDE

- + 2.4L MIVEC Intercooled Turbo Diesel Engine
- + Super Select 4WD System with Off Road Mode & Hill Descent Control
- + 6-Speed Automatic with Sports Mode & Paddle-Shift
- + Forward Collision Mitigation & Lane Departure Warning
- + 360° Multi Around View Monitor
- + Leather-Appointed Seats with Front Heated & Driver's Powered

- + LED Headlights & Daytime Running Lights with Front Fog Lamps
- + Keyless Operation System with One-Touch Push-Button Start
- + Dual-Zone Climate Control
- + Front and Rear Parking Sensors
- + Black Sports Bar
- + Payload – 905kg
- + Braked Towing Capacity 3,500kg
- + 8.6 L/100km Fuel Economy

Specifications		SINGLE CAB	
		GLX 2WD	GLX 4WD
TRAY STYLE	Chassis		
MODEL CODE	TS2GLX22	TS6GLX22	
ENGINE			
TYPE	4N15 2.4L D4 MIVEC Intercooled Turbo Diesel		
DISPLACEMENT	2,442 CC		
MAX POWER	135 kW @ 3,500 RPM		
MAX TORQUE	437 Nm @ 2,500 RPM		
FUEL CONSUMPTION	8.3 L/100 km	8.6 L/100 km	
CO ₂	219 g/km	225 g/km	
FUEL TANK	75 L		
TRANSMISSION			
TYPE	6-Speed Auto with Sports Mode		
4WD SYSTEM – DIAL UP	–	Easy Select	
GEAR SHIFT LEVER	Urethane		
SAFETY			
SAFETY RATING	5 Star ANCAP		
AIRBAGS	Driver, Passenger, Side, Curtain & Driver's Knee (Front Passenger Airbag On / Off Switch)		
BRAKING SAFETY SYSTEM	ABS, EBD, ASC, ATC, Smartbrake, Brake Assist & Emergency Stop Signal		
ADJUSTABLE SPEED LIMITER	Yes		
TRAILER STABILITY ASSIST SYSTEM	Yes		
HILL START ASSIST SYSTEM	Yes		
IMMOBILISER	Yes		
PARKING SENSORS	–		
FORWARD COLLISION MITIGATION & LANE DEPARTURE WARNING	–		
ULTRASONIC MISS-ACCELERATION SYSTEM	–		
AUTO HIGHBEAM	–		
REVERSE CAMERA	–		
AUTO DOOR LOCK	Yes		
CHILD SEAT ANCHOR	1 Tether		
CHILD PROOF LOCK ON REAR DOORS	–		
SEAT BELTS WITH PRETENSIONER	Front – 3-Point ELR with Pretensioner		
SUSPENSION			
FRONT	Wishbone with Coil Spring & Stabiliser Bar		
REAR (LEAF SPRING)	Heavy Duty		
STEERING			
STEERING WHEEL WITH TILT & TELESCOPIC ADJUSTABLE	3-Spoke Urethane		
STEERING WHEEL CONTROLS	Audio, Cruise Control, Adjustable Speed Limiter, Handsfree Bluetooth™		
BRAKES			
FRONT / REAR BRAKES	16 Inch Disc / 11.6 Inch Drum		
PARK BRAKE LEVER ON THE FLOOR	Urethane		
WHEELS			
WHEEL TYPE	16 Inch x 6.0 Silver Steel with 16 Inch Steel Spare	17 Inch x 7.5 Inch Silver Steel with 17 Inch Steel Spare	
TYRES	205/R16CHT	245/65R17 HT	

While we have made every effort to ensure that the specifications are correct at the time of printing, Mitsubishi product is constantly developing. We reserve the right to change the specifications, colours and prices of models and items within this brochure. For current specifications always contact your Mitsubishi dealer.

CLUB CAB	
GLX 4WD	GLX 4WD
Chassis	Wellside
TS6GLX23	TS6GLX26
4N15 2.4L D4 MIVEC Intercooled Turbo Diesel	
2,442 CC	
135 kW @ 3,500 RPM	
437 Nm @ 2,500 RPM	
8.6 L/100 km	
225 g/km	
75 L	
6-Speed Auto with Sports Mode	
Easy Select	Easy Select with Rear Diff Lock
Urethane	
5 Star ANCAP	
Driver, Passenger, Side, Curtain & Driver's Knee (Front Passenger Airbag On / Off Switch)	
ABS, EBD, ASC, ATC, Smartbrake, Brake Assist & Emergency Stop Signal	
Yes	
Yes	
Yes	
Yes	
-	
Yes	
-	
-	
-	Yes
Yes	
-	
Safety Interlock	
Front - 3-Point ELR with Pretensioner, Adjustable Pillar Height & Rear - 3-Point ELR All Positions	
Wishbone with Coil Spring & Stabiliser Bar	
Heavy Duty	
4-Spoke Urethane	
Audio, Cruise Control, Adjustable Speed Limiter, Handsfree Bluetooth™ & Dash Display Control	
16 Inch Disc / 11.6 Inch Drum	
Leather	
16 Inch x 7.0 Alloy with 16 Inch Steel Spare	
245/70R16 AT	

DOUBLE CAB							
GLX 2WD	GLX-R 2WD	VRX 2WD BLACK EDITION	GLX 4WD	GLX 4WD	GLX-R 4WD	GLS 4WD BLACK EDITION	VRX 4WD AUTO
Wellside			Chassis	Wellside			
TS2GLX47	TS2GLXR47	TS2VRX47	TS6GLX42	TS6GLX47	TS6GLXR47	TS6GLSB47	TS6VRX47
4N15 2.4L D4 MIVEC Intercooled Turbo Diesel							
2,442 CC							
135 kW @ 3,500 RPM							
437 Nm @ 2,500 RPM							
8.4 L/100 km			8.6 L/100 km				
220 g/km			225 g/km				
75 L							
6-Speed Auto with Sports Mode							
–			Easy Select with Rear Diff Lock		Super Select with Off Road Mode ø Hill Descent Control		
Urethane	Leather	Leather with Paddle-Shift	Urethane		Leather		Leather with Paddle-Shift
5 Star ANCAP							
Driver, Passenger, Side, Curtain ø Driver's Knee (Front Passenger Airbag On / Off Switch)							
ABS, EBD, ASC, ATC, Smartbrake, Brake Assist ø Emergency Stop Signal							
Yes							
Yes							
Yes							
Yes							
–	Front ø Rear		–		Front ø Rear		
Yes							
–	Yes		–		Yes		
–	Yes		–		Yes		
Yes		–	Yes				360° Multi Around View Monitor
Yes							
2x ISOFIX with 2x Tethers							
Yes							
Front – 3-Point ELR with Pretensioner and Adjustable Pillar Height ø Rear – 3-Point ELR All Positions							
Wishbone with Coil Spring ø Stabiliser Bar							
Heavy Duty	Sports		Heavy Duty		Sports		
4-Spoke Urethane	4-Spoke Leather		4-Spoke Urethane		4-Spoke Leather		
Audio, Cruise Control, Adjustable Speed Limiter, Handsfree Bluetooth™ ø Dash Display Control							Audio, Cruise Control, Adjustable Speed Limiter, Handsfree Bluetooth™, Multi Camera View ø Dash Display Control
16 Inch Disc / 11.6 Inch Drum	17 Inch Disc / 11.6 Inch Drum		16 Inch Disc / 11.6 Inch Drum		17 Inch Disc / 11.6 Inch Drum		
Leather							
16 Inch x 7.0 Alloy with 16 Inch Steel Spare	18 Inch x 7.5 Inch Alloy with 18 Inch Alloy Spare	Black 18 Inch x 7.5 Inch Alloy with Black 18 Inch Alloy Spare	16 Inch x 7.0 Alloy with 16 Inch Steel Spare		18 Inch x 7.5 Inch Alloy with 18 Inch Alloy Spare	Black 18 Inch x 7.5 Inch Alloy with Black 18 Inch Alloy Spare	18 Inch x 7.5 Inch Alloy with 18 Inch Alloy Spare
245/70R16 HT	265/60R18 HT		245/70R16 AT		265/60R18 HT		

Fuel economy figures are based on the ADR 81/02 test for combined urban/extra urban driving. Please note that actual on-road fuel consumption and emissions will vary depending on traffic conditions, vehicle load and the individuals' driving styles.

Specifications	SINGLE CAB	
	GLX 2WD	GLX 4WD
INTERIOR		
SEATING CAPACITY – PERSONS	2	
SEAT TRIM & ADJUSTMENT	Cloth (Grey / Black) with Manual Slide, Recline with Driver Height Adjuster	
FLOOR COVERING – ALL WITH HEEL PAD & FOOT REST	Vinyl	
EXTERIOR		
FRONT BUMPER	Body Colour with Body Colour Dynamic Shield Line	
HEADLAMP & DAYTIME RUNNING LIGHTS	Halogen. Daytime Running Lights Integrated in Bumper with Material Black Bezel	
FRONT FOG LAMP	–	
RADIATOR GRILLE	Material Black	
SIDE STEPS	–	
MUD GUARDS	Front Only	
DOOR MIRROR ELECTRIC CONTROL	Material Black	
PRIVACY GLASS	–	
SPORTS BAR	–	
COMFORT & CONVENIENCE		
MULTI INFORMATION DISPLAY METER WITH FUEL ECONOMY	Yes	
ENTRY SYSTEM	Keyless Entry with 2 Remotes	
AIR CONDITIONING WITH POLLEN FILTER	Manual	
REAR-VIEW MIRROR	Day / Night Type	
WINDSCREEN WIPER, 2-SPEED WITH VARIABLE INTERMITTENT	Yes	
DUSK SENSING HEADLIGHTS	–	
AUDIO & MEDIA		
SOUND SYSTEM	6 Inch Touchscreen with AM / FM Radio,CD, MP3, USB Port	
SPEAKERS	2 Speakers	
DIMENSIONS / WEIGHTS		
OVERALL LENGTH WITH WELLSIDE	Dependent on Tray	Dependent on Tray
OVERALL WIDTH / HEIGHT	1,815 / 1,780 mm	1,815 / 1,785 mm
WHEEL BASE	3,000 mm	
GROUND CLEARANCE	200 mm	205 mm
TURNING CIRCLE	11.8 m	
KERB / GROSS VEHICLE WEIGHT	1,580 / 2,720 kg	1,680 / 2,900 kg
PAY LOAD	1,140 kg	1,220 kg
GROSS COMBINATION WEIGHT	5,130 kg	5,785 kg
TOWING BRAKED / UNBRAKED	2,500 / 750 kg	3,000 / 750 kg
APPROACH ANGLE	30°	
RAMP BREAKOVER ANGLE	24°	25°
DEPARTURE ANGLE	Dependent on Tray	
WELLSIDE INNER HOOKS	Dependent on Tray	
WELLSIDE INTERIOR LENGTH/WIDTH/HEIGHT	Dependent on Tray	
BETWEEN WHEEL ARCHES	Dependent on Tray	
WELLSIDE FLOOR HEIGHT FROM GROUND	Dependent on Tray	

CLUB CAB	
GLX 4WD	GLX 4WD
4	
Cloth (Grey / Black) with Manual Slide, Recline with Driver Height Adjuster	
Vinyl	
Body Colour with Body Colour Dynamic Shield Line	
Halogen. Daytime Running Lights Integrated in Bumper with Material Black Bezel	
Integrated in Bumper	
Material Black	
–	
Front Only	Front and Rear
Material Black	
–	
–	
LCD with outside temperature & Eco drive assist indicator	
Keyless Entry with 2 Remotes	
Auto Climate Control	
Auto Dimming	
With Auto Rain Sensor	
Yes	
7 Inch Touchscreen Smartphone Link Display Audio (SDA) System (Apple CarPlay & Android Auto Compatible), AM / FM Radio, 2x USB & HDMI Ports	
4 Speakers	
Dependent on Tray	5,295 mm
1,815 / 1,780 mm	
3,000 mm	
205 mm	
11.8 m	
1,765 / 2,900 kg	1,915 / 2,900 kg
1,135 kg	985 kg
5,785 kg	
3,000 / 750 kg	
30°	
25°	
Dependent on Tray	22°
Dependent on Tray	4 x Hooks
Dependent on Tray	1,850 / 1,470 / 475 mm
Dependent on Tray	1,085 mm
Dependent on Tray	850 mm

DOUBLE CAB							
GLX 2WD	GLX-R 2WD	VRX 2WD BLACK EDITION	GLX 4WD	GLX 4WD	GLX-R 4WD	GLS 4WD BLACK EDITION	VRX 4WD
5							
Cloth (Grey / Black) with Manual Slide, Recline with Driver Height Adjuster	Sports Cloth (Charcoal / Black) with Manual Slide, Recline with Driver Height Adjuster	Leather-Appointed, Front Heated with Driver's Power-Assisted Height, Recline & Slide Adjust with Manual Passenger Slide & Recline	Cloth (Grey / Black) with Manual Slide, Recline with Driver Height Adjuster		Sports Cloth (Charcoal / Black) with Manual Slide, Recline with Driver Height Adjuster		Leather-Appointed Front Heated with Driver's Power-Assisted Height, Recline & Slide Adjust with Manual Passenger Slide & Recline
Vinyl	Carpet		Vinyl		Carpet		
Body Colour with Body Colour Dynamic Shield Line	Body Colour with Chrome Dynamic Shield Line & Lower Silver Bumper Garnish	Body Colour with Black Dynamic Shield Line & Lower Bumper Garnish	Body Colour with Body Colour Dynamic Shield Line		Body Colour with Chrome Dynamic Shield Line & Lower Silver Bumper Garnish	Body Colour with Black Dynamic Shield & Lower Bumper Garnish	Body Colour with Chrome Dynamic Shield Line & Lower Bumper Garnish
Halogen. Daytime Running Lights Integrated in Bumper with Material Black Bezel	LED with Manual Levelling Control. LED Daytime Running Lights Integrated with Headlamp	LED with Black Surround & Manual Levelling Control. LED Daytime Running Lights Integrated with Headlamp	Halogen. Daytime Running Lights Integrated in Bumper with Material Black Bezel		LED with Manual Levelling Control. LED Daytime Running Lights Integrated with Headlamp	LED with Black Surround & Manual Levelling Control. LED Daytime Running Lights Integrated with Headlamp	LED with Manual Levelling Control. LED Daytime Running Lights Integrated with Headlamp
Integrated in Bumper							
Material Black	Silver	Gloss Black	Material Black		Silver	Gloss Black	Silver
–	Integrated Flat Alloy	Black Integrated Flat Alloy	–		Integrated Flat Alloy	Black Integrated Flat Alloy	Integrated Flat Alloy
Front and Rear			Front Only	Front and Rear			
Material Black	Chrome with Heated Mirrors, Turn Indicators & Fold Function	Black with Heated Mirrors, Turn Indicators & Fold Function	Material Black		Chrome with Heated Mirrors, Turn Indicators & Fold Function	Black with Heated Mirrors, Turn Indicators & Fold Function	Chrome with Heated Mirrors, Turn Indicators & Fold Function
–	Yes		–		Yes		
–							Black
LCD with outside temperature & Eco drive assist indicator							
Keyless Entry with 2 Remotes		Keyless Operating System & Push Button Start / Stop	Keyless Entry with 2 Remotes			Keyless Operating System & Push Button Start / Stop	
Auto Climate Control	Dual-Zone Climate Control with Rear Air Circulator		Auto Climate Control		Dual-Zone Climate Control with Rear Air Circulator		
Auto-Dimming							
With Auto Rain Sensor							
Yes							
7 Inch Touchscreen Smartphone Link Display Audio (SDA) System (Apple CarPlay & Android Auto Compatible), AM / FM Radio, 2x USB & HDMI Ports		7 Inch Touchscreen Smartphone Link Display Audio (SDA) System (Apple CarPlay & Android Auto Compatible), AM / FM Radio, 4x USB (2x Rear Charging) & HDMI Ports	7 Inch Touchscreen Smartphone Link Display Audio (SDA) System (Apple CarPlay & Android Auto Compatible), AM / FM Radio, 2x USB & HDMI Ports				7 Inch Touchscreen Smartphone Link Display Audio (SDA) System (Apple CarPlay & Android Auto Compatible), AM / FM Radio, 4x USB (2x Rear Charging) & HDMI Ports
4 Speakers		6 Speakers	4 Speakers				6 Speakers
5,305 mm		Dependent on Tray		5,305 mm			
1,815 / 1,780 mm	1,815 / 1,795 mm		1,815 / 1,780 mm		1,815 / 1,795 mm		
3,000 mm							
205 mm	220 mm		205 mm		220 mm		
11.8 m							
1,830 / 2,810 kg	1,875 / 2,810 kg	1,885 / 2,810 kg	1,800 / 2,900 kg	1,940 / 2,900 kg	1,990 / 2,900 kg		1,995 / 2,900 kg
980 kg	935 kg	925 kg	1,100 kg	960 kg	910 kg		905 kg
5,705 kg			5,885 kg				
3,000 / 750 kg			3,500 / 750 kg*				
30°	31°		30°		31°		
25°							
22°	23°		Dependent on Tray	22°	23°		
4 x Hooks			Dependent on Tray	4 x Hooks			
1,520 / 1,470 / 475 mm			Dependent on Tray	1,520 / 1,470 / 475 mm			
1,085 mm			Dependent on Tray	1,085 mm			
850 mm	865 mm		Dependent on Tray	850 mm	865 mm		

*3.5t towing capacity applies to Double Cab 4WD models only. It is only possible with a 3 axle braked trailer, towball vertical load of no greater than 4% and an approved MMNZ towbar

10 | 5 YEAR YEAR

DIAMOND ADVANTAGE

**NEW ZEALAND'S BEST
NEW CAR WARRANTY AND
CUSTOMER CARE**

A VERY WELL MADE WARRANTY

There's no better protection for your new Mitsubishi than our ***Diamond Advantage Warranty***. In fact, there's no better new vehicle warranty available in New Zealand. Whichever Mitsubishi* you see yourself in, wherever the road takes you, you'll be thoroughly covered from bumper to bumper.

Our ***Diamond Advantage Warranty*** comprises a **10 year/160,000 km powertrain warranty** that covers everything from engine to axle; a **5 year/130,000 km new vehicle warranty**; and **5 years Premium Roadside Assist**, which looks after you if the unexpected should happen. It's the warranty designed for complete peace of mind.

Visit **mmnz.co.nz** for terms and conditions